



Social Networking Discussion Questions & Action Plan

Discussion Questions. Talk to your child about information on profiles; and together review profiles he or she has created or visited. Encourage your child to share their online experiences. Here are some questions to get you started:

1. What do you use the Internet for?
2. Do you have an e-mail address? How many? What are they? What are the passwords?
3. Do you have a profile? How many? Where are the profiles? What are the usernames and passwords?
4. How private do you think the information is that you post on the Internet? Who might see it?
5. Do you think college admissions officers might look? What about prospective employers?
6. Have you ever been contacted by a stranger on the Internet? How did you respond?
7. Has anyone ever used the Internet to say something hurtful to you? What happened?
8. Have you seen sexual images or remarks on homepages or profiles? What did you do in response?

Action Plan. If you determine child has a profile on a social networking site, consider the following plan:

1. Give your child a day to "clean-up" his or her profiles and together check the new profile(s).
2. Keep a current record of your child's login information, including all e-mail addresses, login names, display names, and passwords.
3. Regularly check your child's network of friends on each website. If there are people on the list that you do not know, ask your child who they are and how they met them. Remove "online only friends" from your child's profile. Look at the profiles of friends to see what they reveal about your child.
4. Frequently check the content of your child's profile. Is your child posting inappropriate personal information, photos, videos, blogs or comments? Is your child engaging in harassing or other inappropriate conduct? If so, remove the content.
5. Check the account settings on your child's profile. For example, you can modify the "Account Settings" on a MySpace.com profile to make the profile "private," or to check on users whom your child has blocked.

Community Seminar

Mike Cox, Attorney General
www.michigan.gov/csi



MICHIGAN CSI
(Michigan Cyber Safety Initiative)
AGCSI@michigan.gov

*Protecting Children
from Internet Predators*

All Rights Reserved. Copyright © 2007 by State of Michigan

How Predators Contact Children

- 89% of sexual solicitations of youth were made in either chat rooms or through instant messaging.

(Pew Study reported in JAMA, 2001)

- 69% of teens regularly receive personal messages online from people they don't know and most of them don't tell a trusted adult about it.

(Cox Communications Teen Internet Safety Survey, Wave II – in partnership with the National Center for Missing & Exploited Children and John Walsh, May 2007)

People Search. Find People for Free. Search by Name. USA People Search.

ZABASEARCH

Free People Search and Public Information Search Engine

People Search by Name. i.e. john doe or john a doe

Kathy Meyer

Michigan

Free People Search

Search by Phone Number. i.e. 555-555-5555

Search by Phone Number

**Telephone Numbers and Addresses Revealed Free. No Registration Required. Instant Results.
Three Times More Residential Listings than White Pages Phone Directory**

Download as much as possible of these records for free. We will be happy to help you with any information you need for free.

Premium Services: [Search by Phone Number](#) [Search by SSN](#) [Run a Background Check](#)

[Know When You're Being Searched](#) [ZabaSphere Login](#) [Check for Messages to You](#) [Top 25 Searched Names Today](#) [Your Current Location](#)


[FAQ](#) [Nick Matzorkis, Founder & CEO](#) [Robert Zakan, President](#) [ZabaSearch Your Homepage](#) [Bookmark ZabaSearch](#) [Privacy](#)

[Free Search Menu](#) [White Pages](#) [Yellow Pages](#) [People Finders by PeopleData](#) [American Idol Voting](#) [Reunion Videos](#)

[Live Reunions in ZabaSearch Messages](#) [Create a Public Record for Free](#) [\\$20 Instant Opt-Out Service](#)

Like Google, ZabaSearch is a search engine, not a database and does not store, create or manage the information in the search results.

© 2009 ZABA Inc.



Predator Video

ISAFE Inc.
Video Contest Winner
13-year-old student from
American Fork
Junior High in Utah

Source: iSAFE Inc.

Terrible Text

Cyberbullying

Source: NetSmartz

Grades 4-5

21

Predator Video

ISAFE Inc.
Video Contest Winner
13-year-old student from
American Fork
Junior High in Utah

Christina Long

Internet Predator Fatality

13 years old
Honor Student
Danbury, CT

Jessica Logan

Cyber Bullying Suicide

Jessica Logan
18-year-old
Cyber Bullying Victim
High School Senior
Cincinnati, OH

Ryan Halligan

Cyber Bullying Suicide

13 years old
Middle School
Essex Junction, VT

Grades 6-8

22

Typical Online 5th – 8th Grade Activity

- 55% of students admitted giving their personal information (name, sex, age, etc.) over the Internet.
(According to a 2003-2004 I-SAFE Inc. survey of 20,000 5th-8th grade students)
- 10% of students had met someone face-to-face that they previously met on the Internet.
(According to a 2003-2004 I-SAFE Inc. survey of 20,000 5th-8th grade students)
- 71% of teens have established online profiles (including those on social network websites such as MySpace, Friendster and Xanga), up from 61% in 2006.
(Cox Communications Teen Internet Safety Survey, Wave II – in partnership with the National Center for Missing & Exploited Children and John Walsh, May 2007)
- Among the 96% of young people who have ever gone online, 65% say they go online most often from home, 14% from school, 7% from a friend's house, and 2% from a library or other location.
(Generation M: Media in the Lives of 8-18 Year-Olds, Victoria Rideout, Donald F. Roberts, Ulla G. Foehr, March 2005)

Children Are Actively Contributing Web Content



AVOID CELL PHONE ABUSE!!

THINK before you take/send inappropriate photos.

What would your family think if they saw it?

What if a future employer/coach/college admissions office saw it?

KNOW the consequences, including:

Harassment and bullying.


Losing your cell phone.

Paying attorney fees and court fines.

Having your name added to the Sex Offender Registry.

Doing jail time.

PROTECT your integrity and your future!



PARENTAL CONTROL SOFTWARE

<http://www.wellresearchedreviews.com/computer-monitoring/>

WELL RESEARCHED
REVIEWS



WebWatcher



SnatchCam 6.8



SixAgent



IntelliBoxTech



ContentExpert

Overall Rating (out of 10)	9.5/10	8.5/10	9.2/10	8.8/10	7.4/10
-------------------------------	--------	--------	--------	--------	--------



nGuard 6.8



CyberSitter



KidNexus



Cerberus Parental



Kaspersky Internet Security

Overall Rating (out of 10)	7.3/10	8.5/10	8.2/10	8.8/10	4.8/10
-------------------------------	--------	--------	--------	--------	--------

Concrete Tools

Online Tutorials – www.michigan.gov/ag:

- Search Social Networking Sites
 - MySpace.com
 - Facebook.com
- Change Security Settings
 - MySpace.com
 - Facebook.com
- Review Internet History
- Google Safe Filters
- Yahoo Safe Filters



45

The screenshot shows the Michigan Attorney General's website. A white box on the left says "Select Michigan CSI tab" with an arrow pointing to the "Michigan CSI" link in the navigation menu. Another white box says "Then click on 'FIND OUT MORE'" with an arrow pointing to the "FIND OUT MORE!" button on the Michigan CSI article. The article text reads: "The Michigan Cyber Safety Initiative (Michigan CSI) is an internet safety education program with presentations for kindergarten through eighth-grade students and community seminars. The AG's office has developed video tutorials and more to help keep children safe from internet predators." The website footer includes: "Michigan.gov Home | AG Home | State Web Sites | Privacy Policy | Link Policy | Accessibility Policy | Security Policy | AG Privacy Policy | AG Web Disclaimer | Michigan News | Michigan.gov Survey" and "Copyright © 2001-2007 State of Michigan".

Click on Tutorials

not enough, we must also proactively combat the problem by educating children and adults. The Michigan ...

Handouts

- Program Overview Handouts--
- Student Presentations Handouts--
- Teacher Presentations Handouts--
- Community Seminar Handout Printing Instructions

Templates

- Student Presentations Templates--
- Community Seminar Templates--

Registration Form

Videos

Program Summary

Consumer Alerts & Online Resources

Tutorials

Letters of Recommendation

TRACK YOUR TAXES

REPORT INTERNET ABUSES AGAINST A CHILD

MICHIGAN INTERNET Crime Laws

COMMUNITY SEMINAR CALENDAR Michigan CSI

Michigan CSI

Tutorials Button

47

Select & Review any Tutorial

Michigan.gov Home

AG Home | Site Map | Contact AG | Related Links | Online Services | FAQ

Printer Friendly | Text Version | A- A+ Text Size | Share

Michigan CSI Tutorials

Facebook

TUTORIAL: [Search for a user's profile](#)

TUTORIAL: [Change security settings](#)

MySpace

TUTORIAL: [Search for a user's profile](#)

TUTORIAL: [Change security settings](#)

Internet History Search

TUTORIAL: [Internet Explorer](#)

TUTORIAL: [Mozilla Firefox](#)

TUTORIAL: [Google Chrome](#)

Changing Safe Search Filter Settings

TUTORIAL: [Google](#)

TUTORIAL: [Yahoo!](#)

Michigan.gov Home

Key Initiatives

- > Consumer Protection
- > Cyber Safety Initiative
- > Charities
- > Protecting Children
- > Child Support
- > Cold Cases
- > Crime & Victims
- > Protecting Our Great Lakes
- > Health Care
- > Helping Seniors
- > Homeland Security
- > Workers

Press & Media Center

About the Office

Consumer Protection

Opinions

News & Information

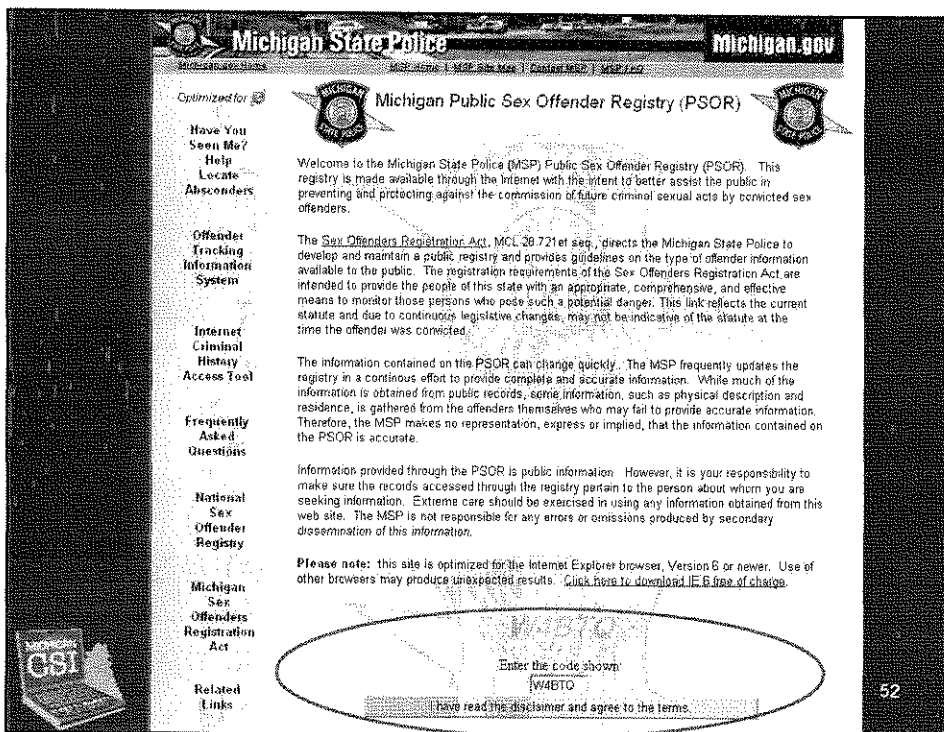
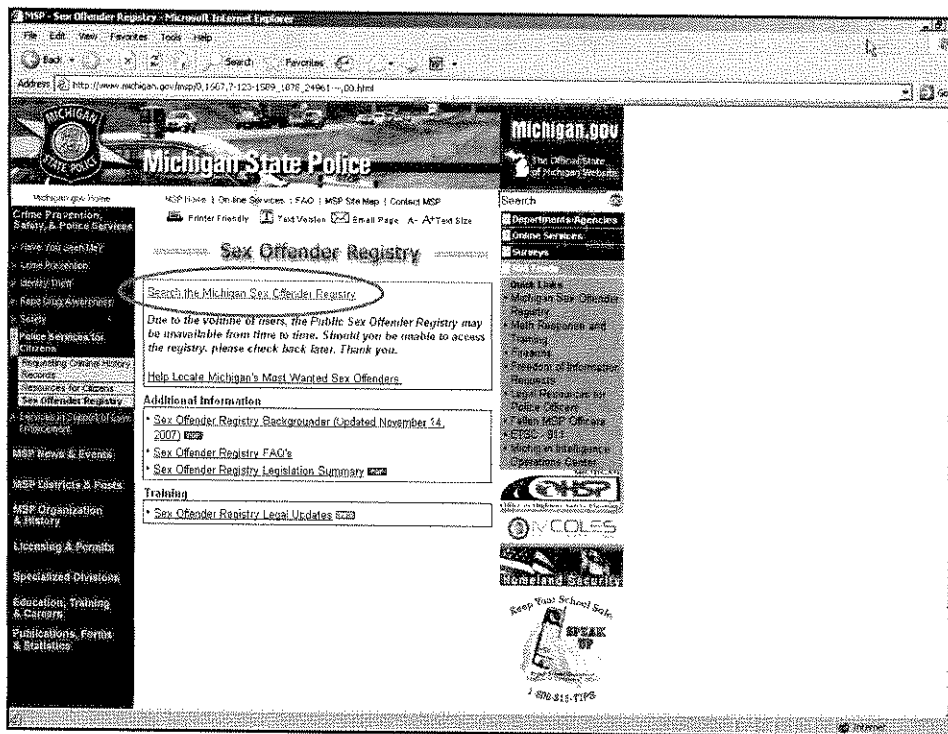
Michigan Sex Offender Registry

- 1) Go to: www.michigan.gov/misp.
- 2) Click on "Michigan Sex Offender Registry" under "Quick Links" in far right column.
- 3) Click on "Search the Michigan Sex Offender Registry".
- 4) Read the disclaimer and click on "I have read the disclaimer and agree to the terms".
- 5) Enter search criteria in appropriate field (also sign up for e-mail alerts).
- 6) For more detailed information, click on "Details" to right of offender's information.





49

The screenshot shows the Michigan State Police website interface. The browser title is "MSP - Michigan State Police - Microsoft Internet Explorer". The address bar shows "http://www.michigan.gov/misp". The page features a navigation menu on the right with a search bar and various links. The "Michigan Sex Offender Registry" link is circled in red. The main content area includes a "Our Organizational Goals" section with four bullet points: "I. Prevent and investigate crime and enforce the law", "II. Improve traffic safety", "III. Provide for homeland security and emergency preparedness and response", and "IV. Provide the highest quality specialized services". Below this is a "Features" section with links to "A Message from Col. Peter C. Munz", "2008 Police Vehicle Evaluation (Preliminary)", "Have You Seen Me?", "Identify Theft Resources", "Computer Crimes/Internal Crimes Against Children", "I.E.A.M. School Liaison Program", "State Police Services Guide", and "Check Current Road Conditions". The bottom of the page features logos for "MSP", "COLES", and "Homeland Security".



Michigan State Police Michigan.gov

Michigan Public Sex Offender Registry (PSOR)

Optimized for  Michigan Public Sex Offender Registry (PSOR) 

Have You Seen Me? Help Locate Absconders

Offender Tracking Information System

Internet Criminal History Access Tool

Frequently Asked Questions

National Sex Offender Registry

To begin a search, you must specify at least one criteria in order to proceed.

Search Criteria

Search Type: All Offenders

Show Thumbnails: Yes

Offender Information

Last Name:

First Name:

Estimated Age: +/- 5 years

City:

Zip Code: 48933

County: None Selected

Campus/School: None Selected

Search Clear Search Tips

Sign up for Email Alerts Already registered? Click here to log in.

E-mail alerts!








Visitors to this site: 0625231

Michigan State Police Michigan.gov

Michigan Public Sex Offender Registry (PSOR)

Search Results

Selected Search Criteria: Zip 48933 Sex Offender Search Located 10 Match(es)

Image	Offender Name	Address	County	
	Brown, Jason Michael-Harold	418 N Sylvania Lansing MI 48903	Ingham	Details
	Ducharme, Richard Joseph	371 N Walnut St #7 Lansing MI 48903	Ingham	Details
	Jones, Richard Keith	118 S Main St #245 Lansing MI 48903	Ingham	Details
	Jackson, Clifford Beverly	Address Unknown Lansing MI 48903	Ingham	Details
	Leahy, Chad Jeffrey	327 N Sylvania Lansing MI 48903	Ingham	Details
	Porter, Earl William Jr	626 S Chestnut St #17 Lansing MI 48903	Ingham	Details
	Rivet, Randall James	205 E New St #55 Lansing MI 48903	Ingham	Details

Address: <http://www.familywatchdog.us/showMap.asp?frm=0>

www.familywatchdog.us

Search Criteria: 48933

447 Offenders
675 Non-Resident Offenders

State of Registration: [all offenders] Click on squares to see offender information

Map Legend

- Offenses:
 - Child Abuse, Neglect
- Offenses against Children:
 - Child Abuse, Neglect
 - Child Sexual Abuse
- Maps:
 - Offenses by County
 - Offenses by State
- Special Features:
 - Offenses by County
 - Offenses by State

partners

Click here to download our Family Study Guide!

Done

Michigan Laws Addressing Internet Crimes

- *Child Sexually Abusive Material*
[MCL 750.145c](#)
- *Prohibited Communication Via the Internet*
[MCL 750.145d](#)
- *Stalking and E-mail Harassment*
[MCL 750.411h](#)
- *Fraudulent Access to Computers*
[MCL 752.791-797](#)

Michigan Legislative Service Bureau
www.michiganlegislature.org or link through www.michigan.gov/csl





Michigan CSI Online Resources



Learning activities for kids – games/puzzles/etc.



Informational for parents/educators





Contains videos or cartoons



Computer Safeguard Tools







Cyber-bullying Information

Disney Surf Swell – Internet Safety – <http://disney.go.com/surfswell/>  

Kids travel with Mickey and Friends to gather jewels as they learn about sharing personal information, viruses, and online etiquette.



iKeepSafe or Internet Keep Safe Coalition – www.ikeepSAFE.org    



The home of Faux Paw – the Techno Cat, a book and cartoon that teaches Kindergarten through 3rd graders about Internet Safety. Site includes videos for parents and children, books, and coloring pictures.

i-SAFE – www.isafe.org    



Programs for educators, parents, grandparents, and students. Registration required. Watch videos to become "certified" and eligible for free materials. Excellent Internet safety curriculum, monthly newsletter, and various Internet safety contests.

ISP (Internet Service Provider) tools:



AOL Parent Controls – <http://daol.aol.com/safetycenter/parentalcontrols>  
Comprehensive parental control options.

AT&T/Yahoo Parental Controls – http://help.yahoo.com/sbc/tutorials/ypc/start_pc1.html  



Part of the free AT&T Yahoo! Online Protection suite, includes web filter controls, e-mail management, IM controls, report cards.

Comcast Parental Controls - <http://www.comcast.net/security/>  




Parental controls monitor and log where children surf, include chat session monitoring, age-based access levels, and Internet activity logging.

Media Awareness Network – www.media-awareness.ca  





A Canadian site with some excellent resources including online flash-based games for 8-12 year olds which address online privacy and the dangers of chat rooms. This site takes a holistic approach to Internet education.

Naomi – www.radiance.m6.net and K9 Web Protection www.k9webprotection.com  

Two free Internet filter programs. Naomi originated in Italy; K9 in the U.S.

Net Safe of New Zealand – www.netsafe.org.nz   

Download "Hector Protector," a dolphin button in a corner of the computer screen. If a child is upset about something on the screen, clicking Hector brings up a screen of an underwater scene, and a reassuring message to get adult help.

Net Smartz – www.netsmartz.org    

Real life stories, video streams, activity cards, and handouts. Cyber-bullying videos and age-appropriate cartoon videos to teach Internet safety. Activities designed for all ages serve as good starting points for discussing Internet safety with kids of all ages.

MySpace Tips:

Removing False/Offensive Account in Staff's Likeness

If a school staff member discovers a false or offensive MySpace account has been created with their likeness and/or identity, MySpace will remove the profile in question. Send an email to schoolcare@myspace.com from a school email address and include the following:

1. The web address of the false and/or offensive profile, which you can copy and paste into the body of your email from the web browser.
2. A brief explanation providing sufficient information to demonstrate that the profile is false or offensive; and
3. Your name and title, and the name, address and telephone number of the school where you are employed.

Reporting Underage Student (<14) Account

If school staff discovers a student who is under the age of 14 that has a MySpace account, staff may email the web addresses of the underage student's profile to schoolcare@myspace.com so that MySpace may remove the account. Send the email from a school email account and include the following:

1. The web address of the student's profile
2. Your relationship to the student;
3. The actual age of the student and how you are aware of it; and
4. Your name and title, and name, address and telephone number of the school where you are employed and the student attends.

Instructions for deleting a MySpace Account

At homepage (www.myspace.com) scroll to bottom and select "Safety Tips." Select "Tips for Parents" tab. Scroll down until see heading "Instruction for Deleting a MySpace Account." You will need to login as the user which requires your child's email address and password. If you don't know your child's password, you can retrieve it by clicking for "Forgot Password?" link on the login box of MySpace.com. The password will be sent to the email address used to login to MySpace.

REPORT INTERNET PREDATORS

**Michigan Department of Attorney General
Child and Public Protection Unit
1-888-KIDS-CSI
1-888-543-7274
www.michigan.gov/csi**

PROVIDE FEEDBACK OR SUBMIT QUESTIONS TO MICHIGAN CSI

**Michigan Department of Attorney General
Michigan CSI
1-877-765-8388
AGCSI@michigan.gov**

Top 20 Internet Acronyms

Courtesy of:

<http://www.netlingo.com/top20teens.cfm>

1. **ADR** – Address
2. **ASL** – Age/Sex/Location
3. **GYPO** – Get Your Pants Off
4. **IWSN** – I Want Sex Now
5. **KFY** – Kiss For You
6. **KPC** – Keeping Parents Clueless
7. **LMIRL** – Let's Meet In Real Life
8. **MorF** – Male or Female
9. **MOOS** – Member(s) Of The Opposite Sex
10. **MOSS** or **MOTSS** – Member(s) Of The Same Sex
11. **NALOPKT** – Not A Lot Of People Know That
12. **NIFOC** – Nude In Front Of Computer
13. **P911** – Parent Alert
14. **PAL** – Parents Are Listening
15. **PAW** – Parents Are Watching
16. **PIR** – Parent In Room
17. **POS** – Parent Over Shoulder
18. **SorG** – Straight or Gay
19. **TDTM** – Talk Dirty To Me
20. **WYCM** – Will You Call Me?



Michigan CSI
(Michigan Cyber Safety Initiative)
www.michigan.gov/csi


10 Internet Safety Tips

1. Create clear and simple ground rules for children to follow.
2. Place a computer with Internet access in a location that is visible to other members of the family (not in a child's bedroom).
3. Explain to your children that they should never give out identifying information – name, home address, school name, or telephone number – in a public forum such as a chat room or a bulletin board (newsgroup) or to people they do not know.
4. Discuss the importance of telling you or a trusted adult if something ever makes your child or teen feel scared, uncomfortable, or confused while online.
5. Get to know the Internet and any services your children use.
6. Become familiar with blocking and monitoring programs.
7. Never allow a child to arrange a face-to-face meeting with another computer user without parental permission or accompaniment.
8. Tell your children never to respond to messages or bulletin board items that are suggestive, obscene, belligerent, threatening, or make them feel uncomfortable.
9. Report messages that present a danger to local law enforcement.
10. Remind your children that people online may not (and likely are not) who they seem; and that everything people say online may not be true.

Warning Signs

1. Your child spends large amounts of time on-line, especially at night.
2. You find pornography on your child's computer.
3. Your child receives phone calls from people you don't know or is making calls, sometimes long distance, to numbers you don't recognize.
4. Your child receives mail, gifts, or packages from someone you don't know.
5. Your child turns the computer monitor off or quickly changes the screen on the monitor when you come into the room.
6. Your child becomes withdrawn from the family.
7. Your child is using an online account belonging to someone else.
8. While online, your child is using a microphone or Webcam you didn't know he/she had.

Microphone examples:



Webcam examples:

