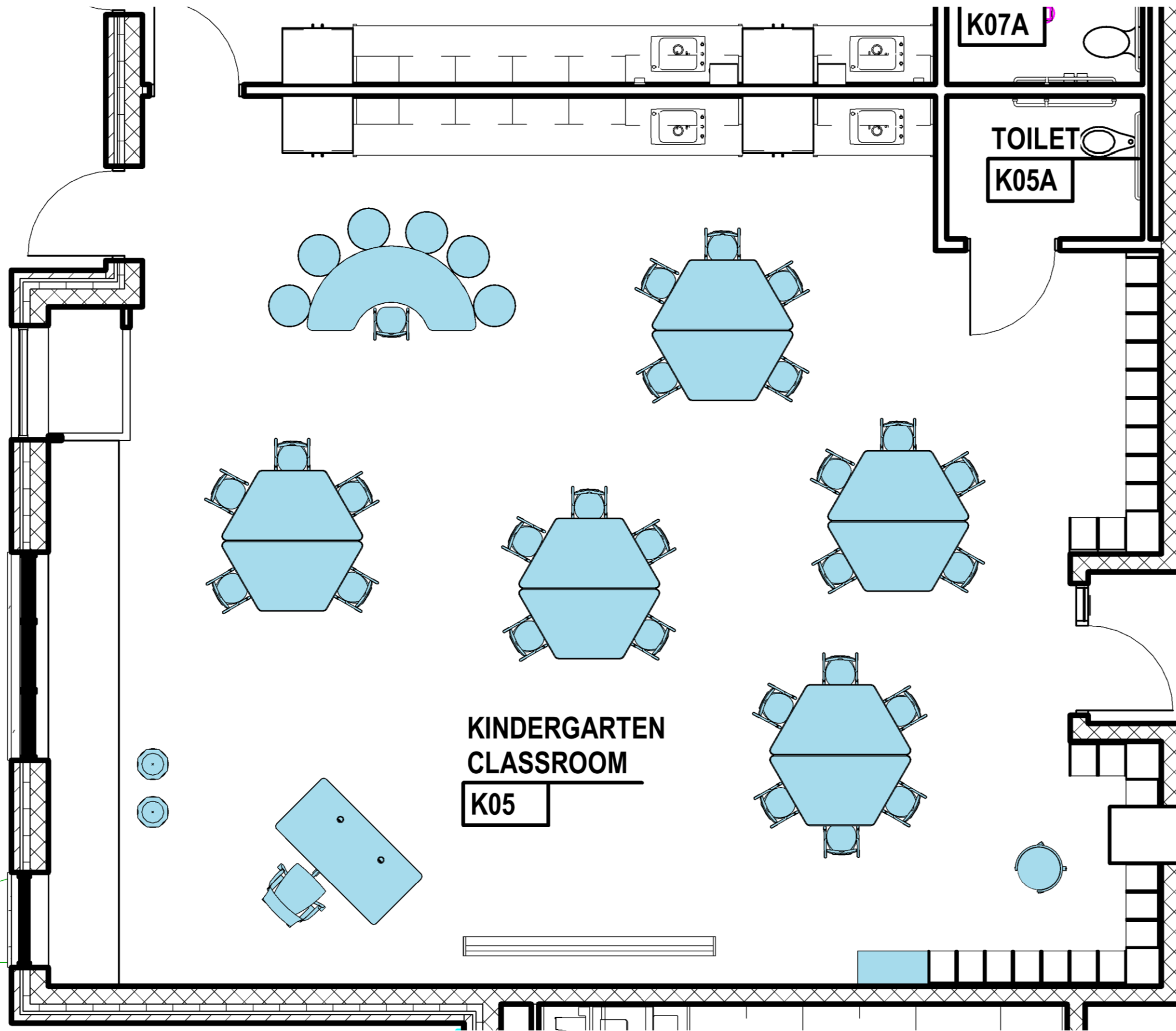


# FOWLERVILLE ELEMENTARY

FOWLERVILLE COMMUNITY SCHOOLS

21234.2000

CLASSROOMS



EXISTING SF: 1,018  
 PROPOSED SF: ~1,135  
 (includes 35 sf Toilet Room)  
 Dimensions: 40' x 32'

## KINDERGARTEN FLOOR PLAN



**SMITH SYSTEM– ELEMENTAL HALF MOON**

- Height adjustable legs
- No casters



**SMITH SYSTEM – ELEMENTAL TRAPEZOID TABLE**

- Height adjustable legs
- No casters



**SCHOOL OUTFITTERS – MAILBOX CENTER**

## KINDERGARTEN FURNITURE



VS – PANTOSWING LUPO  
• 12”H



FOMCORE – OTTOMAN  
• 12”H



FOMCORE – LILY PAD & CART



VS – HOKKI STOOL  
• Height adjustable

## KINDERGARTEN FURNITURE



SMITH SYSTEM – CASCADE TEACHER DESK

- 67”W x 24”
- Attached storage B/B/F & F/F
- Modesty panel




AMQ – TIZU WORK CHAIR




- VS – PANTOMOVE LUPO
- Height adjustable, swivel


## KINDERGARTEN TEACHER STATION FURNITURE



PT-01



PT-05



DESK/TABLE LAMINATE:  
FUSION MAPLE




DESK/TABLE LEGS:  
CHARCOAL

FOMCORE – LILY PAD




QTY: 2  
SILVERTEX NEO, BAZAAR




QTY: 2  
SILVERTEX NEO, TURQUOISE

VS PANTOSWING LUPO




PLASTIC: BLACK GREY


VS HOKKI STOOL



PLASTIC: BLACK GREY




QTY: 2  
SILVERTEX NEO, CRÈME DE  
MENTHE



QTY: 2  
SILVERTEX NEO, STERLING


FOMCORE – ROUND OTTOMAN



TOP:  
KILKENNY TWEED,  
MIRAGE




SIDES:  
SILVERTEX NEO, BAZAAR




QTY: 2  
SILVERTEX NEO, STERLING


AMQ – TIZU TEACHER CHAIR



FRAME: BLACK



SEAT: ERA, NIGHT OWL



MESH: BLACK



LVT-01

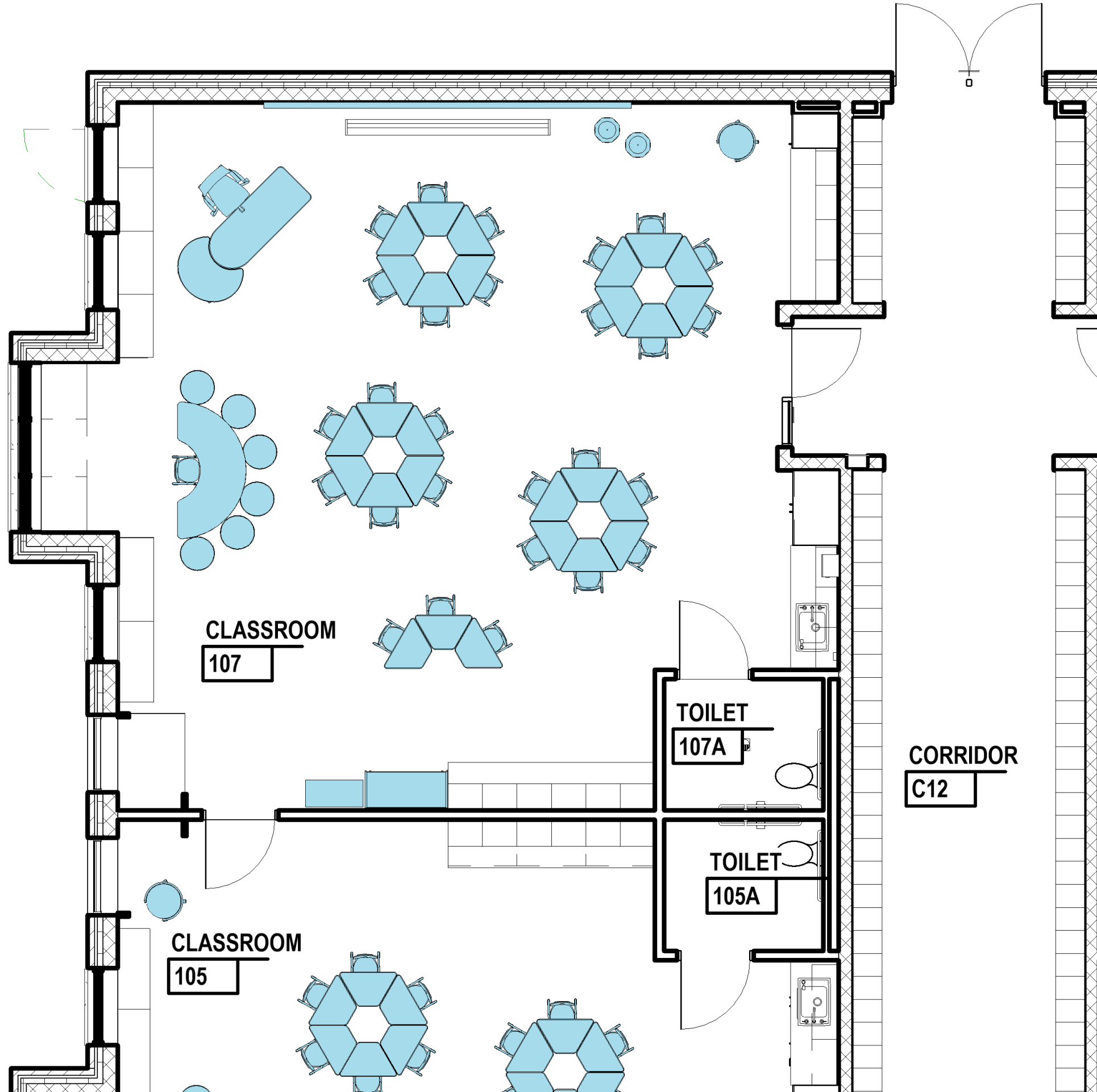


LVT-02



PL-01

# KINDERGARTEN FINISHES



EXISTING SF: 853  
 PROPOSED SF: ~920  
 (includes 40 sf Toilet Room)  
 Dimensions: 32' x 31'

# 1<sup>ST</sup> GRADE FLOOR PLAN





VS – PANTOSWING LUPO  
• 14”H



FOMCORE – OTTOMAN  
• 14”H



FOMCORE – LILY PAD & CART



VS – HOKKI STOOL  
• Height adjustable


## 1<sup>ST</sup> GRADE CLASSROOM FURNITURE



- **SMITH SYSTEM – ELEMENTAL HUDDLE DESK**
- Height adjustable legs
- No casters
- With tote tray



- **SMITH SYSTEM – ELEMENTAL HALF MOON**
- Height adjustable legs
- No casters



**SCHOOL OUTFITTERS – MAILBOX CENTER**



- **SMITH SYSTEM – CASCADE MEGA TOWER**
- 36 totes
- Whiteboard back

## 1<sup>ST</sup> GRADE CLASSROOM FURNITURE



**SMITH SYSTEM** – CASCADE SINGLE BULLET TEACHER DESK  
& SILHOUETTE TEACHER SIT + STAND TABLE

- 60”W x 24”D




**AMQ** – TIZU WORK CHAIR




- **VS** – PANTOMOVE LUPO
- Height adjustable, swivel

## 1<sup>ST</sup> GRADE TEACHER STATION FURNITURE



PT-01



PT-06




LVT-01



LVT-02



PL-01




DESK/TABLE LAMINATE:  
FUSION MAPLE




DESK/TABLE LEGS:  
CHARCOAL

VS PANTOSWING LUPO




PLASTIC: BLACK GREY

VS HOKKI STOOL




PLASTIC: BLACK GREY

FOMCORE – ROUND OTTOMAN

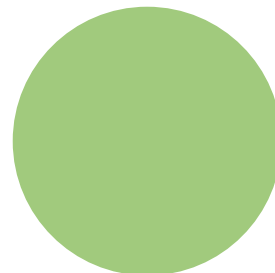


TOP:  
KILKENNY TWEED,  
MIRAGE




SIDES:  
SILVERTEX CRÈME DE  
MENTHE

SMITH SYSTEM – CASCADE MEGA TOWER




SIDE: APPLE


FOMCORE – LILY PAD




QTY: 2  
SILVERTEX NEO, BAZAAR




QTY: 2  
SILVERTEX NEO, TURQUOISE



QTY: 2  
SILVERTEX NEO, CRÈME DE  
MENTHE




QTY: 2  
SILVERTEX NEO, STERLING




QTY: 2  
SILVERTEX NEO, STERLING


AMQ – TIZU TEACHER CHAIR



FRAME: BLACK

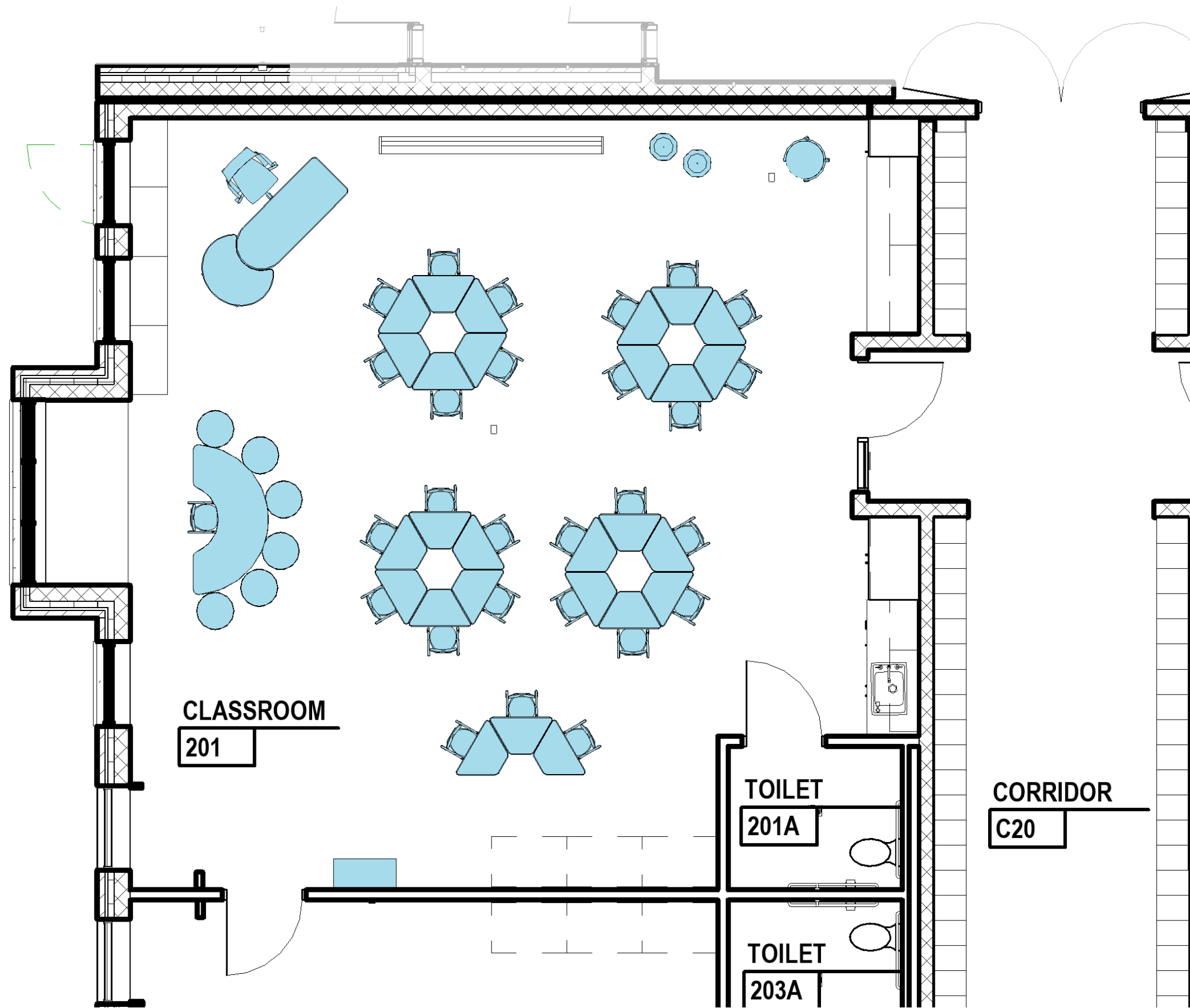


SEAT: ERA, NIGHT OWL



MESH: BLACK

# 1<sup>ST</sup> GRADE FINISHES



EXISTING SF: 853  
 PROPOSED SF: ~920  
 (includes 40 sf Toilet Room)  
 Dimensions: 32' x 31'

## 2<sup>ND</sup> GRADE FLOOR PLAN



VS – PANTOSWING LUPO  
• 16”H



FOMCORE – OTTOMAN  
• 14”H



FOMCORE – LILY PAD & CART



VS – HOKKI STOOL  
• Height adjustable

## 2<sup>ND</sup> GRADE CLASSROOM FURNITURE



**SMITH SYSTEM – ELEMENTAL HUDDLE DESK**

- Height adjustable legs
- No casters
- With steel book box



**SMITH SYSTEM– ELEMENTAL HALF MOON**

- Height adjustable legs
- No casters



**SCHOOL OUTFITTERS – MAILBOX CENTER**

- 14”D x 48”H x 30”W
- 30 cubbies

## 2<sup>ND</sup> GRADE CLASSROOM FURNITURE



**SMITH SYSTEM** – CASCADE SINGLE BULLET TEACHER DESK  
& SILHOUETTE TEACHER SIT + STAND TABLE

- 60”W x 24”D




**AMQ** – TIZU WORK CHAIR




- **VS** – PANTOMOVE LUPO
- Height adjustable, swivel

## 2<sup>ND</sup> GRADE TEACHER STATION FURNITURE





PT-01



PT-04




LVT-01



LVT-02



PL-01




DESK/TABLE LAMINATE:  
FUSION MAPLE




DESK/TABLE LEGS:  
CHARCOAL

VS PANTOSWING LUPO




PLASTIC: BLACK GREY

VS HOKKI STOOL




PLASTIC: BLACK GREY

FOMCORE – ROUND OTTOMAN

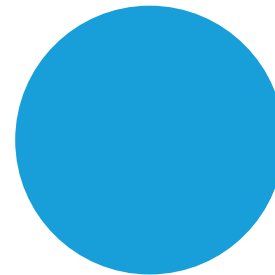


TOP:  
KILKENNY TWEED,  
MIRAGE




SIDES:  
SILVERTEX NEO,  
TURQUOISE

SMITH SYSTEM – CASCADE MEGA TOWER




SIDE: CERULEAN


FOMCORE – LILY PAD




QTY: 2  
SILVERTEX, NEO-BAZAAR




QTY: 2  
SILVERTEX, NEO-TURQUOISE



QTY: 2  
SILVERTEX, NEO-CRÈME DE  
MENTHE




QTY: 2  
SILVERTEX NEO, STERLING




QTY: 2  
SILVERTEX, NEO-STERLING


AMQ – TIZU TEACHER CHAIR



FRAME: BLACK



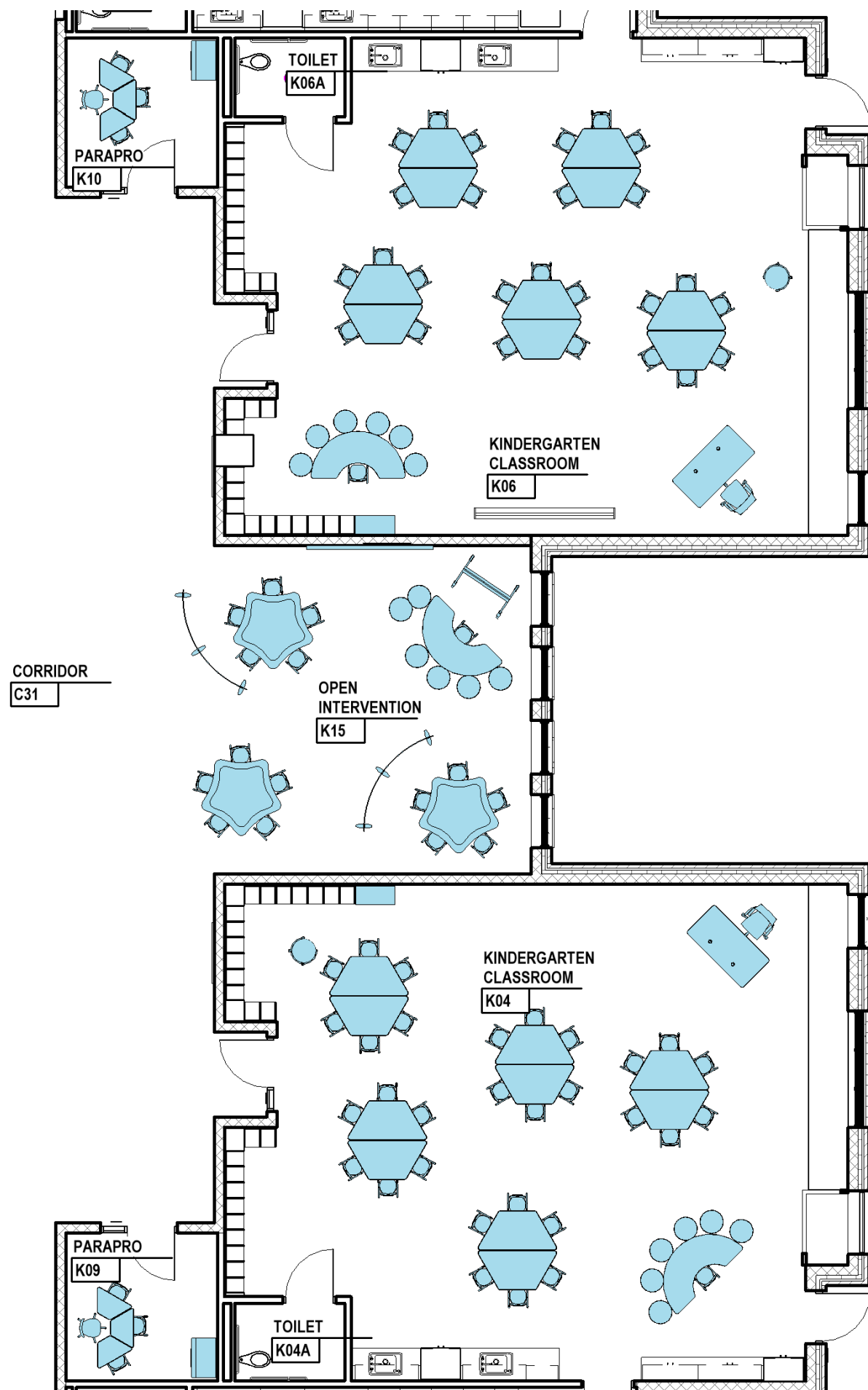
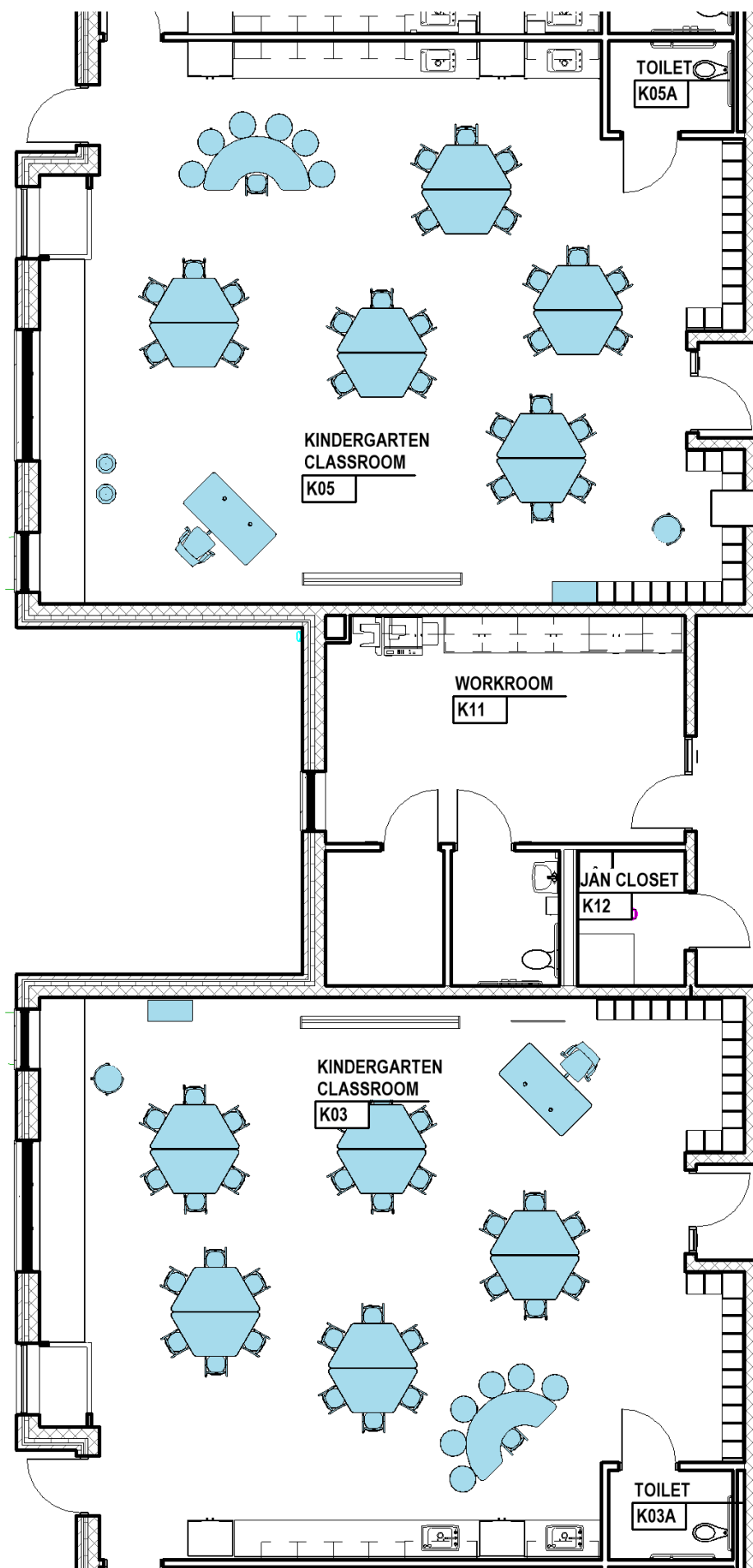
SEAT: ERA, NIGHT OWL




MESH: BLACK

## 2<sup>ND</sup> GRADE FINISHES

INTERVENTION/PARAPRO OFFICE



# KINDERGARTEN WING INTERVENTION FLOOR PLAN



## KINDERGARTEN WING INTERVENTION 3D VIEW



•VS – PANTOSWING LUPO  
 • 12”H



•VS – PANTOMOVE LUPO



FOMCORE – OTTOMAN  
 • 14”H  
 • Around Kidney Table



SMITH SYSTEM - FLOWFORM LEARN LOUNGE SCREEN



SMITH SYSTEM -ELEMENTAL 5-STAR TABLE  
 • Height adjustable legs  
 • With casters

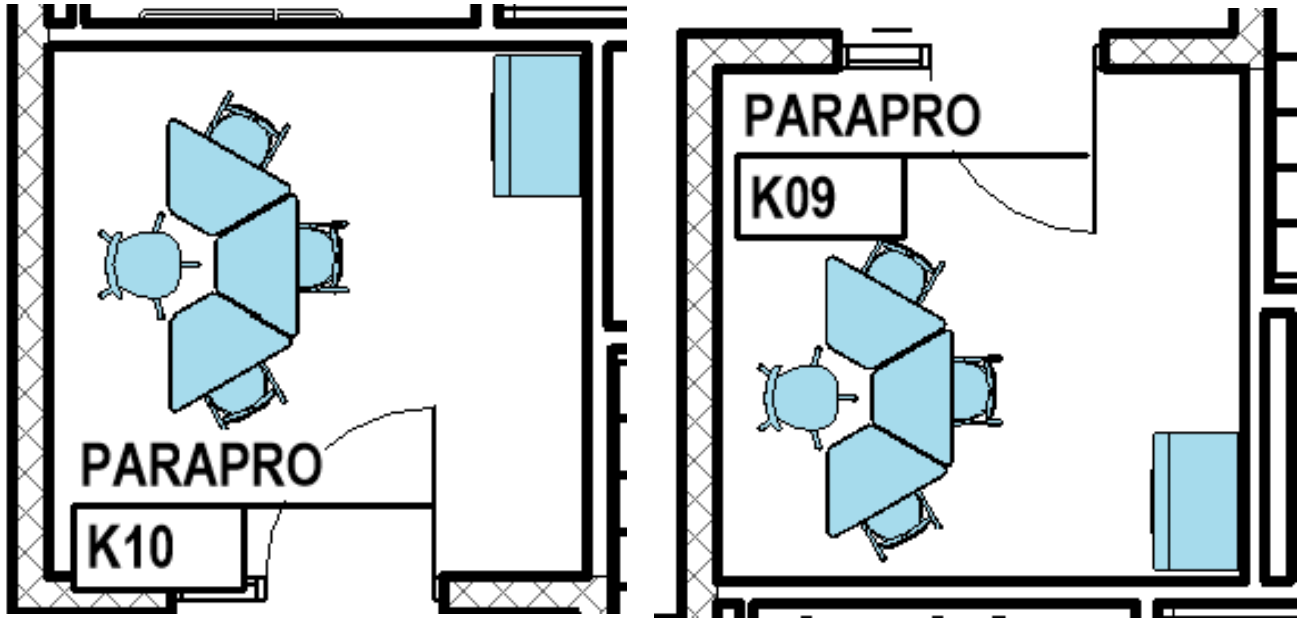


SMITH SYSTEM– ELEMENTAL HALF MOON  
 • Height adjustable legs  
 • With casters



SMITH SYSTEM - PLANNER STUDIO MARKERBOARD

## KINDERGARTEN WING INTERVENTION FURNITURE



**SMITH SYSTEM – ELEMENTAL HUDDLE DESK**

- Height adjustable legs
- No casters



•VS – PANTOSWING LUPO

- 12”H




•VS – PANTOMOVE LUPO

- Height adjustable, swivel




**30” STORAGE CABINET/LATERAL FILE COMBO**

## PARAPRO OFFICE FURNITURE



PT-01



PT-05



CPT-02


CPT-04

CPT-05

CPT-06

CPT-07

CPT-08




DESK/TABLE LAMINATE:  
FUSION MAPLE




TABLE LEGS: PURPLE

VS PANTOSWING LUPO




PLASTIC: BLACK GREY

SMITH SYSTEM – PLANNER STUDIO  
MARKERBOARD



METAL: PURPLE

SMITH SYSTEM – FLOWFORM LEARN LOUNGE



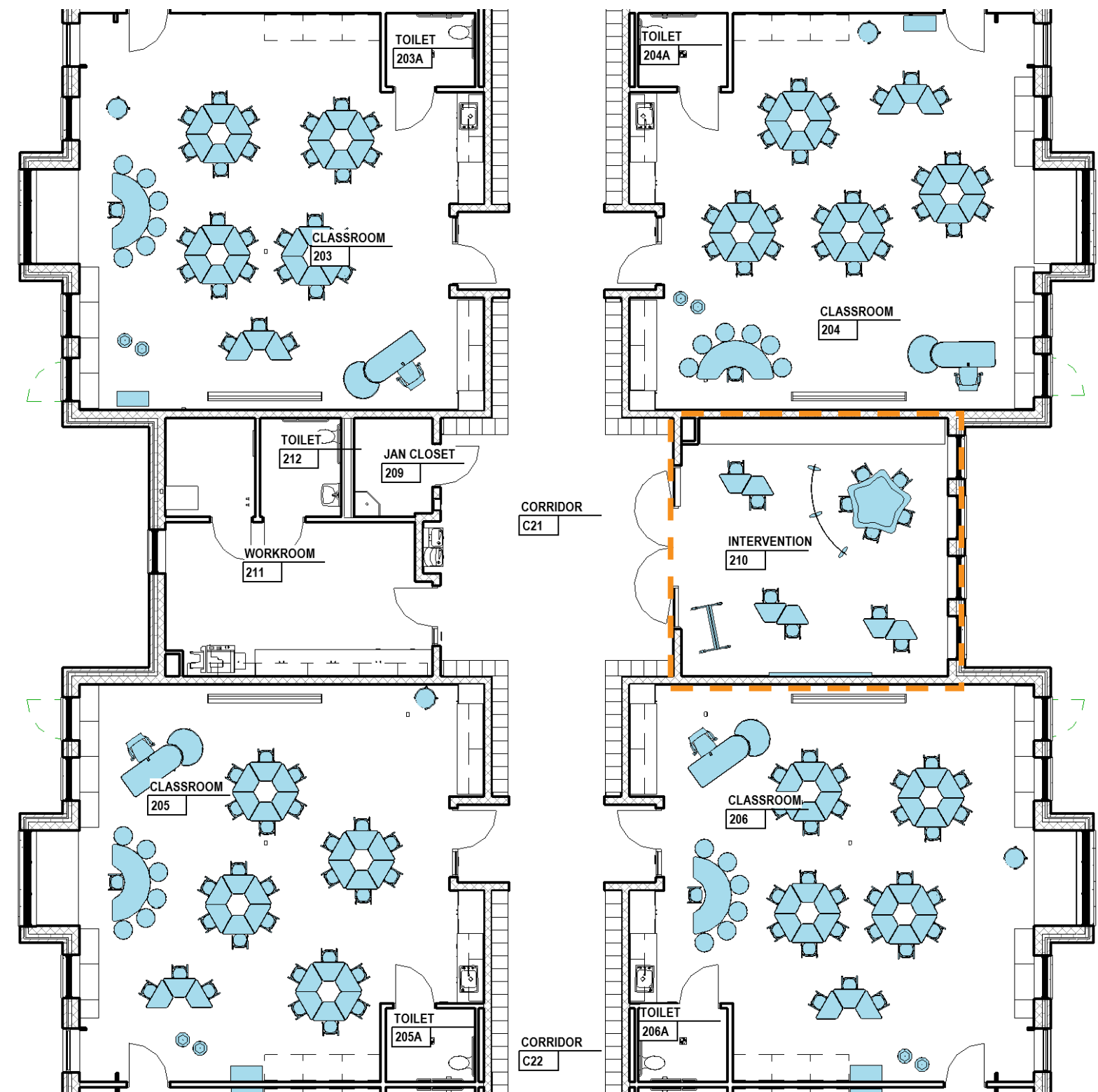
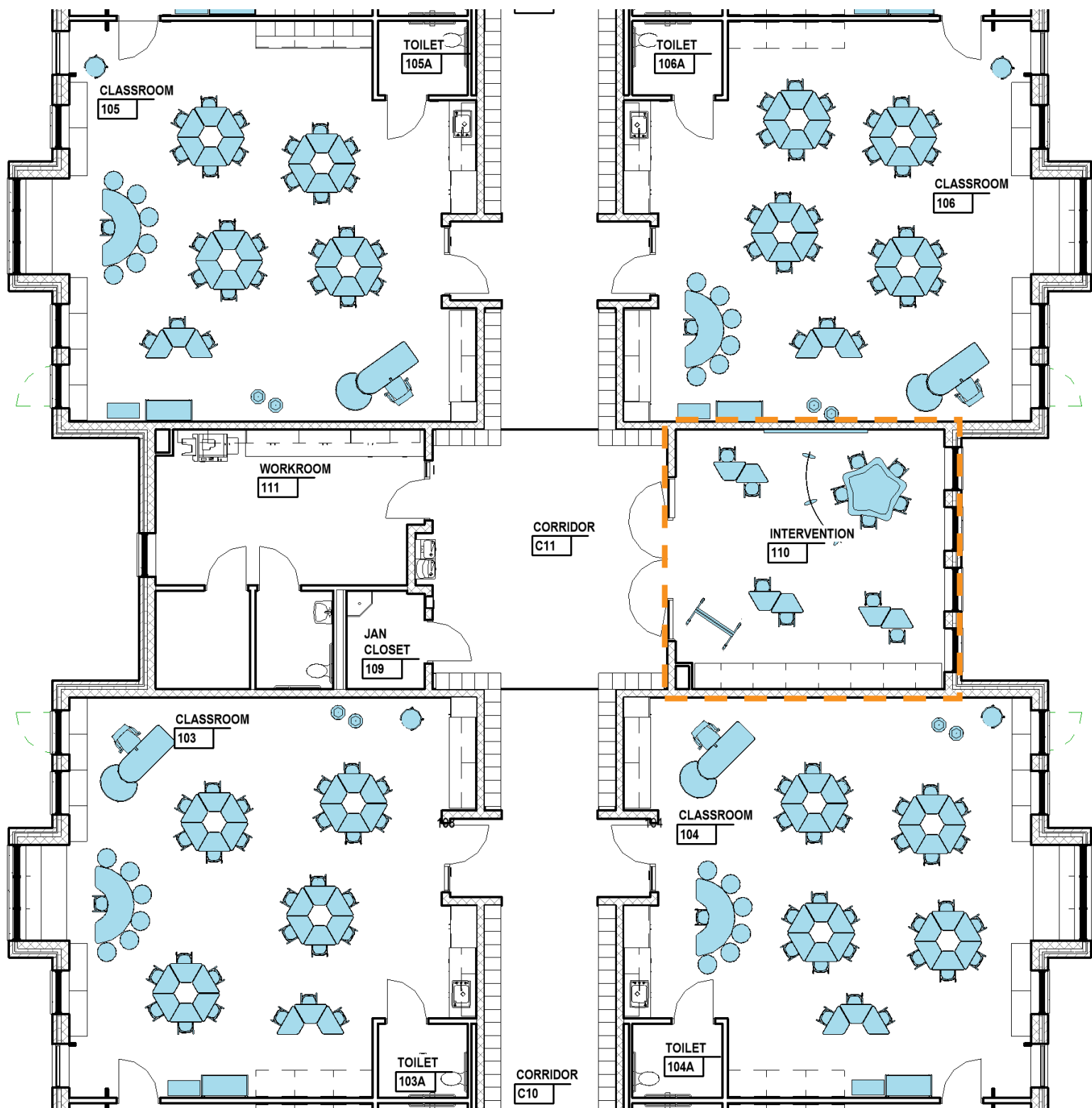
PET FELT: DOLPHIN

FOMCORE – 18”D ROUND OTTOMANS



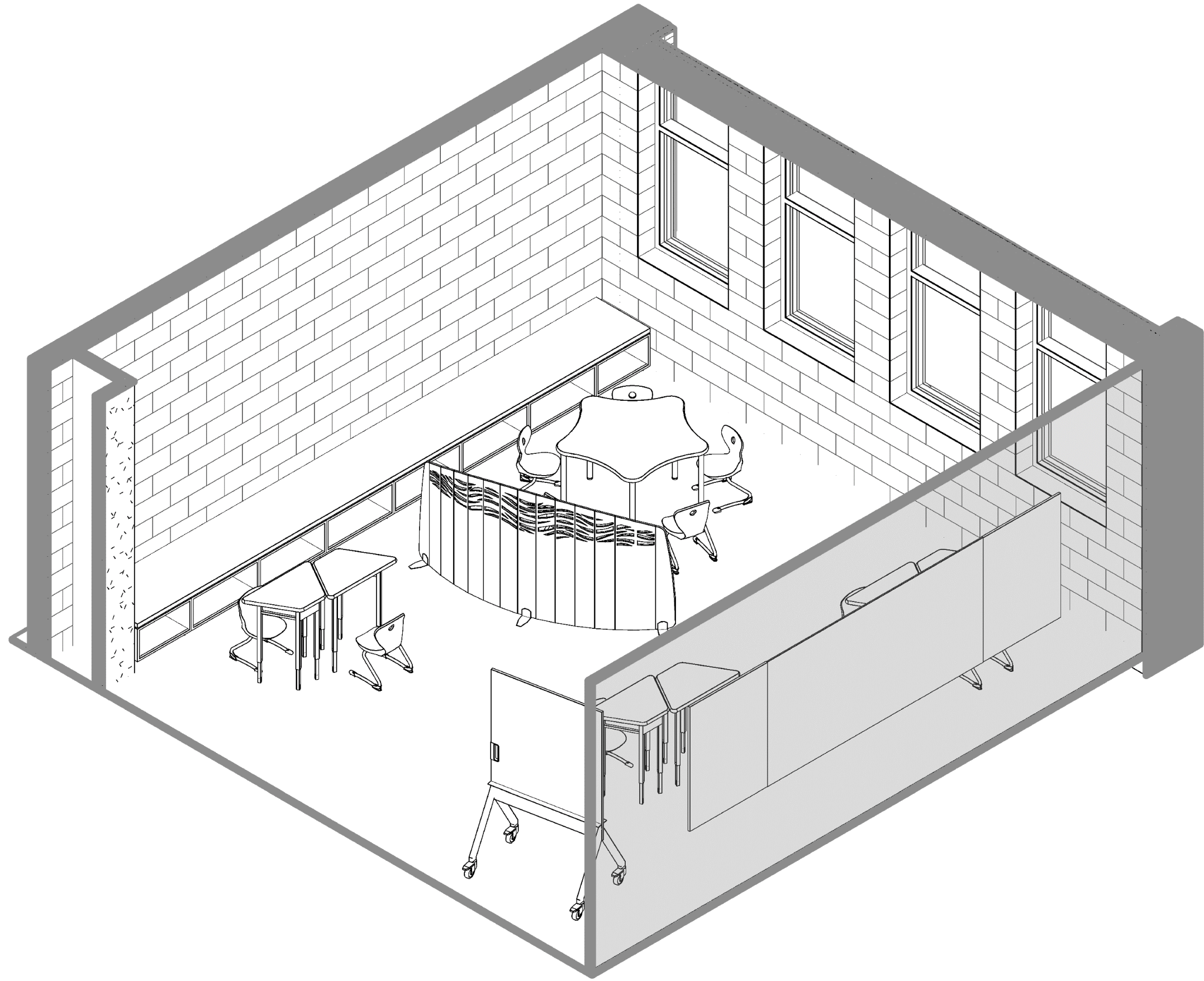
TOP/SIDES:DESIGNTEX BEGUILED  
BY THE WILD, PURPLE STARLING

# KINDERGARTEN INTERVENTION FINISHES



# 1<sup>ST</sup> & 2<sup>ND</sup> GRADE WING INTERVENTION FLOOR PLAN





# 1<sup>ST</sup> – 2<sup>ND</sup> GRADE WING INTERVENTION 3D VIEW



SMITH SYSTEM - FLOWFORM LEARN LOUNGE SCREEN



SMITH SYSTEM -ELEMENTAL 5-STAR TABLE



SMITH SYSTEM – ELEMENTAL HUDDLE DESK




•VS – PANTOSWING LUPO  
• 16”H




SMITH SYSTEM - PLANNER STUDIO MARKERBOARD

# 1<sup>ST</sup> & 2<sup>ND</sup> GRADE WING INTERVENTION FURNITURE



PT-01



PT-04



CPT-02


CPT-04

CPT-05

CPT-06

CPT-07

CPT-08




DESK/TABLE LAMINATE:  
FUSION MAPLE




TABLE LEGS: PURPLE

VS PANTOSWING LUPO




PLASTIC: BLACK GREY

SMITH SYSTEM – PLANNER STUDIO  
MARKERBOARD



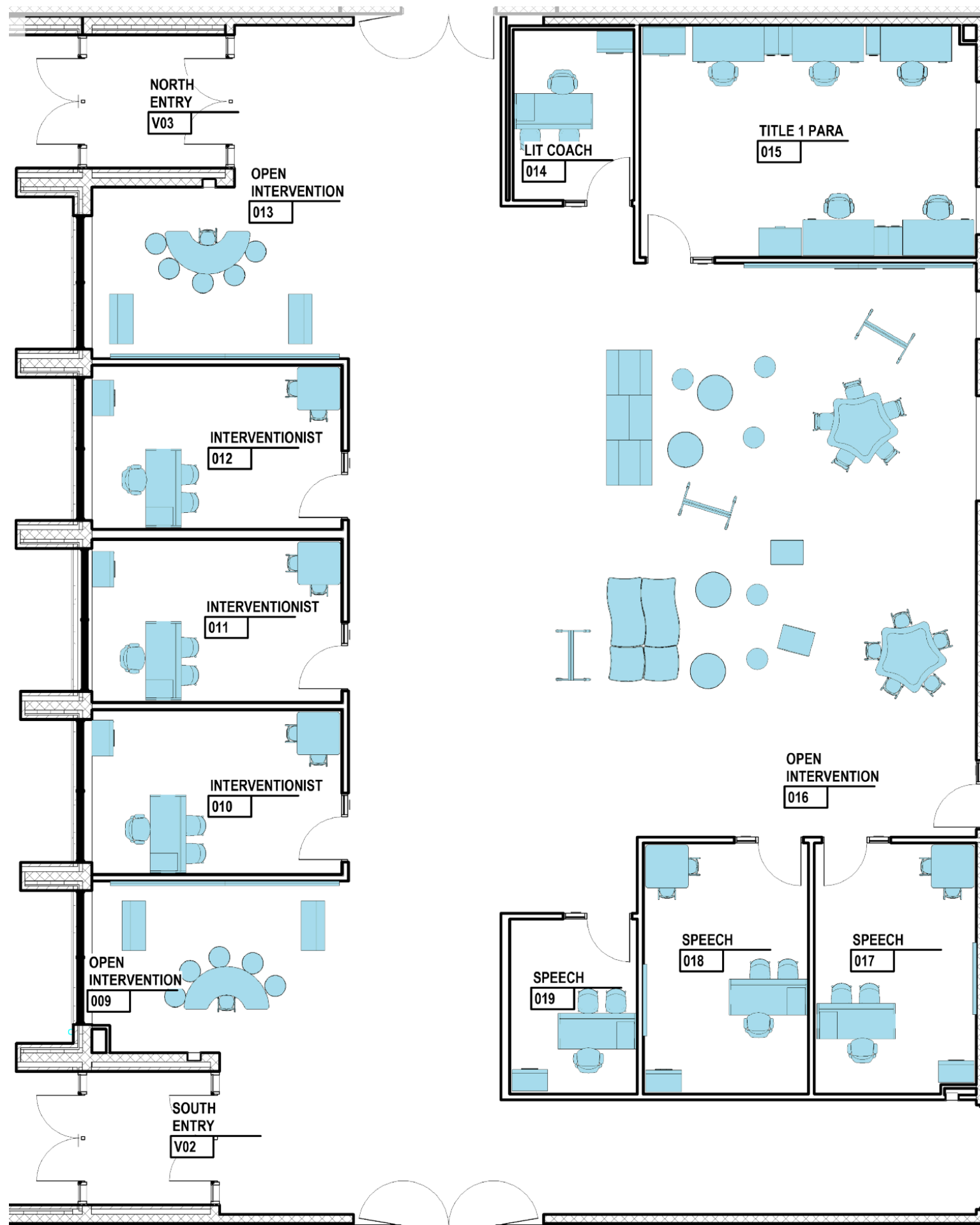
METAL: PURPLE

SMITH SYSTEM – FLOWFORM LEARN LOUNGE

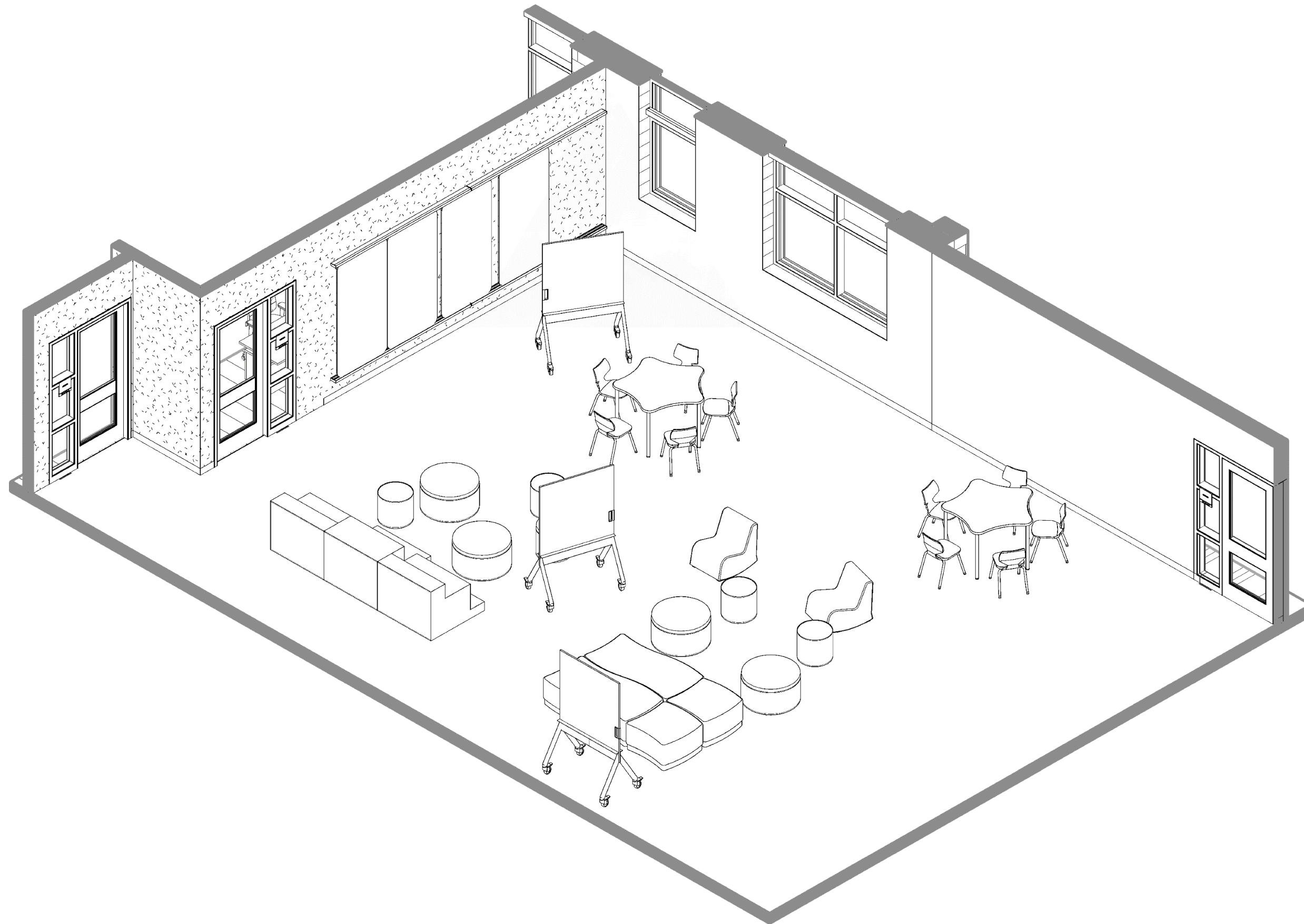


PET FELT: DOLPHIN

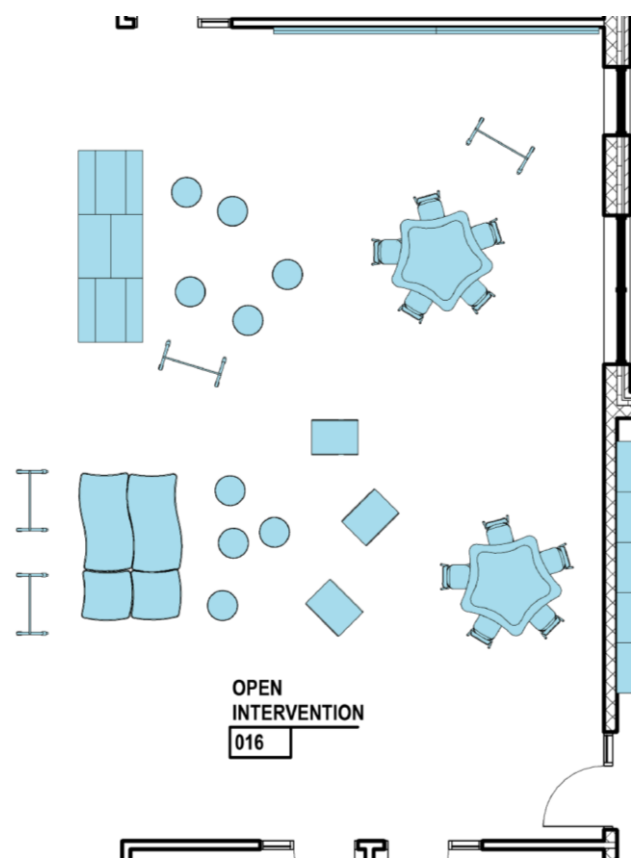
# 1<sup>ST</sup> & 2<sup>ND</sup> GRADE INTERVENTION FINISHES




## LARGE OPEN INTERVENTION FLOOR PLAN



## LARGE OPEN INTERVENTION 3D VIEW



FOMCORE – 2 STEPS



FOMCORE – 3 STEPS



FOMCORE - ROUND OTTOMANS



MOORECO – CREATOR RECTANGLE BENCH


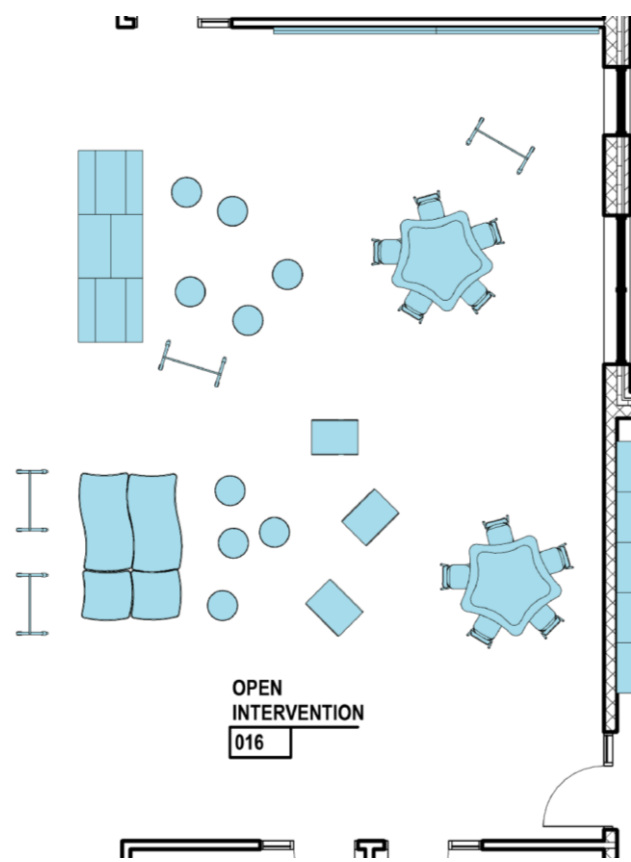


MOORECO – CREATOR SQUARE BENCH



MOORECO – SMALL SOFT SWAY ROCKING CHAIR

## LARGE OPEN INTERVENTION 016 FURNITURE



STEELCASE – 8' FLEX WALL TRACK WITH WHITEBOARDS



SMITH SYSTEM - PLANNER STUDIO MARKERBOARD




SMITH SYSTEM -ELEMENTAL 5-STAR TABLE




•VS – PANTOSWING LUPO  
• 16”H


## LARGE OPEN INTERVENTION FURNITURE



PT-01



PT-07



DESK/TABLE LAMINATE:  
FUSION MAPLE




TABLE LEGS: PURPLE

FOMCORE – 18”D ROUND OTTOMANS



TOP/SIDES:DESIGNTEX BEGUILLED  
BY THE WILD,GOLD FINCH



TOP/SIDES:SILVERTEX  
NEO, MARINE BLUE

FOMCORE – 30”D ROUND OTTOMANS



TOP/SIDES:DESIGNTEX BEGUILLED  
BY THE WILD, PURPLE STARLING



CPT-02

CPT-04


CPT-05

CPT-06

CPT-07


CPT-08

VS PANTOSWING LUPO




PLASTIC: BLACK GREY

SMITH SYSTEM – PLANNER STUDIO  
MARKERBOARD




METAL: PURPLE

FOMCORE – STEPS




TOP: SPRALDING HITCH, FOG




SIDES:SPRALDING HITCH, FIESTA

MOORECO – CREATOR RECTANGLE BENCH




VINYL: MOMENTUM VELOCITY,  
AZURE

MOORECO – CREATOR SQUARE BENCH



VINYL: MOMENTUM SILICA,  
MARIGOLD

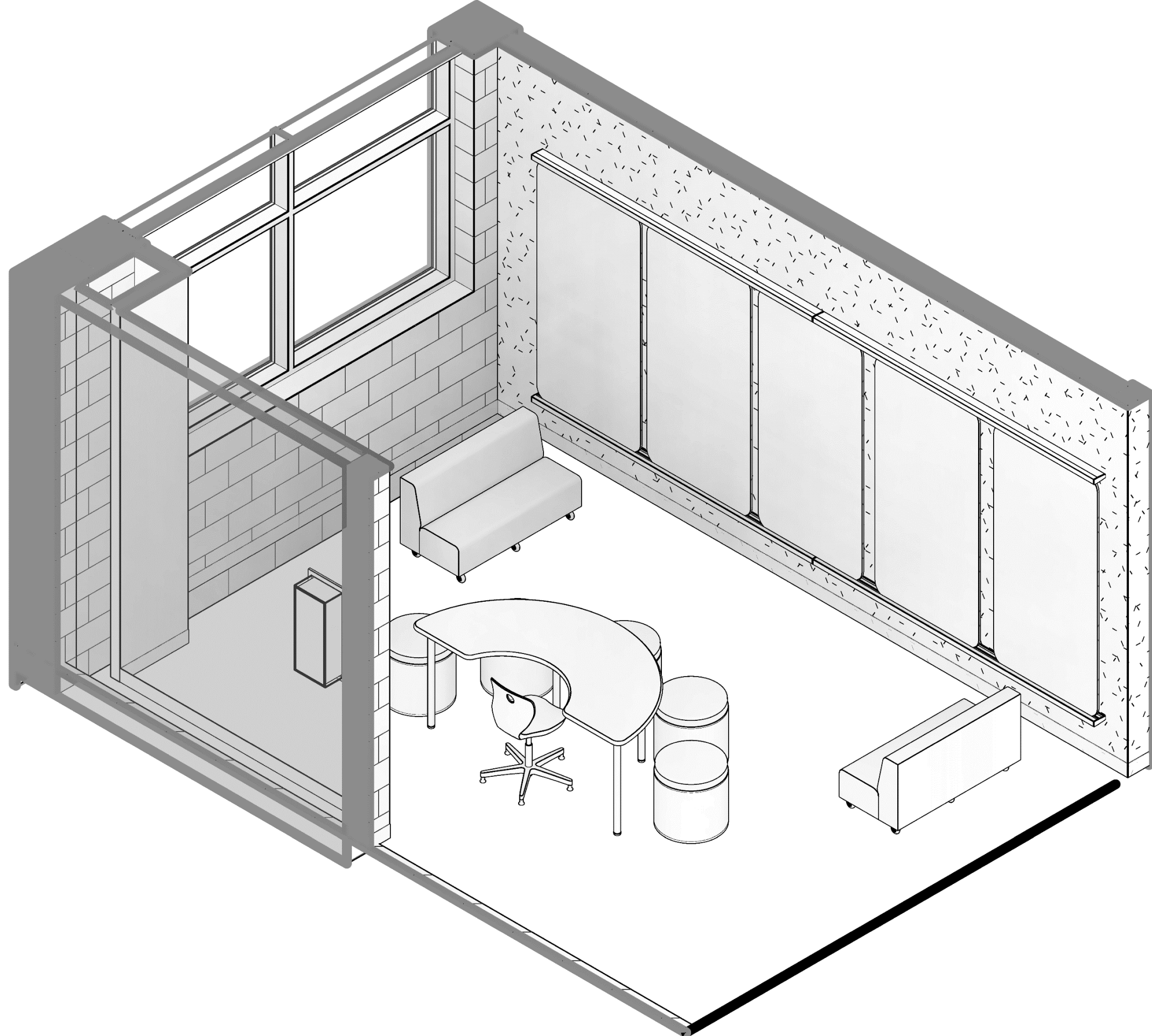
MOORECO – SWAY ROCKING CHAIR




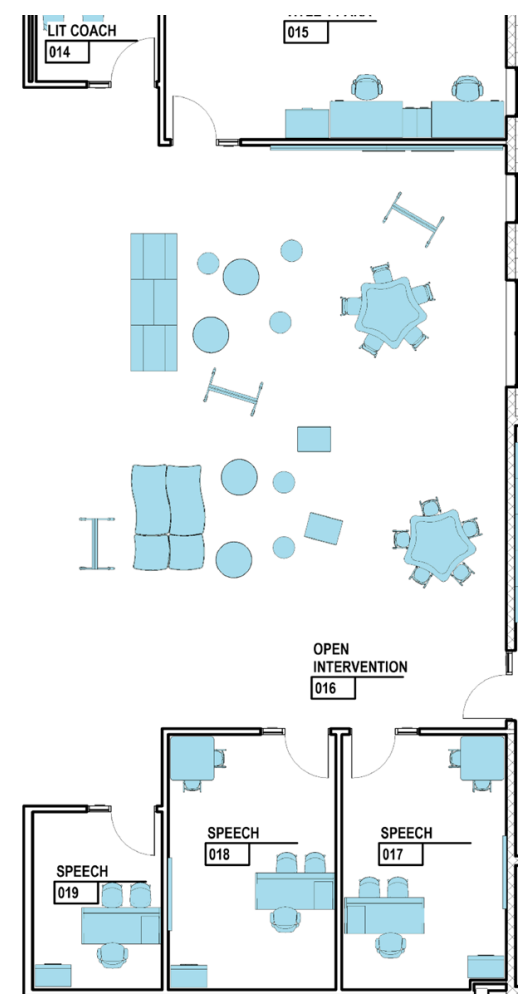
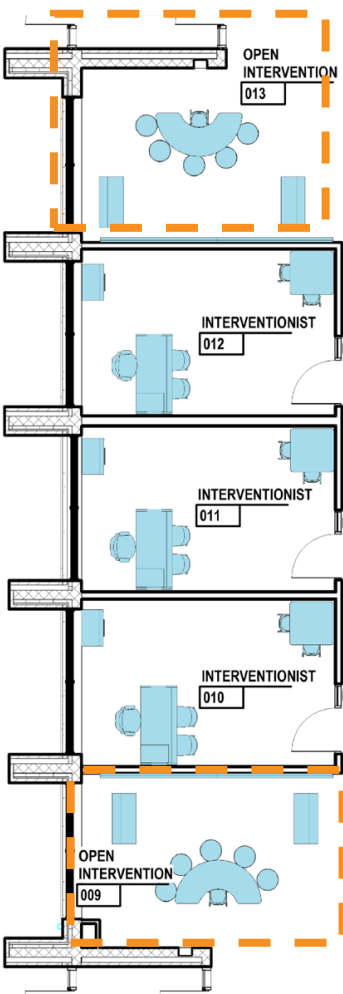
VINYL: MOMENTUM BEELINE  
EPU, SUNDANCE

# LARGE OPEN INTERVENTION FINISHES





# SMALL OPEN INTERVENTION 3D VIEW



STEELCASE – 8’ FLEX WALL TRACK WITH WHITEBOARDS



FOMCORE - ROUND OTTOMAN  
• 16”H



FOMCORE – LINEAR SOFA




•VS – PANTOMOVE LUPO  
•Height adjustable, swivel




SMITH SYSTEM – ELEMENTAL HALF MOON  
• Height adjustable legs  
• With casters

## SMALL OPEN INTERVENTION FURNITURE



PT-01



PT-08




LVT-01

FOMCORE – 18”D ROUND OTTOMANS




TOP/SIDES:DESIGNTEX BEGUILLED BY THE WILD, PURPLE STARLING

FOMCORE – LINEAR SOFA



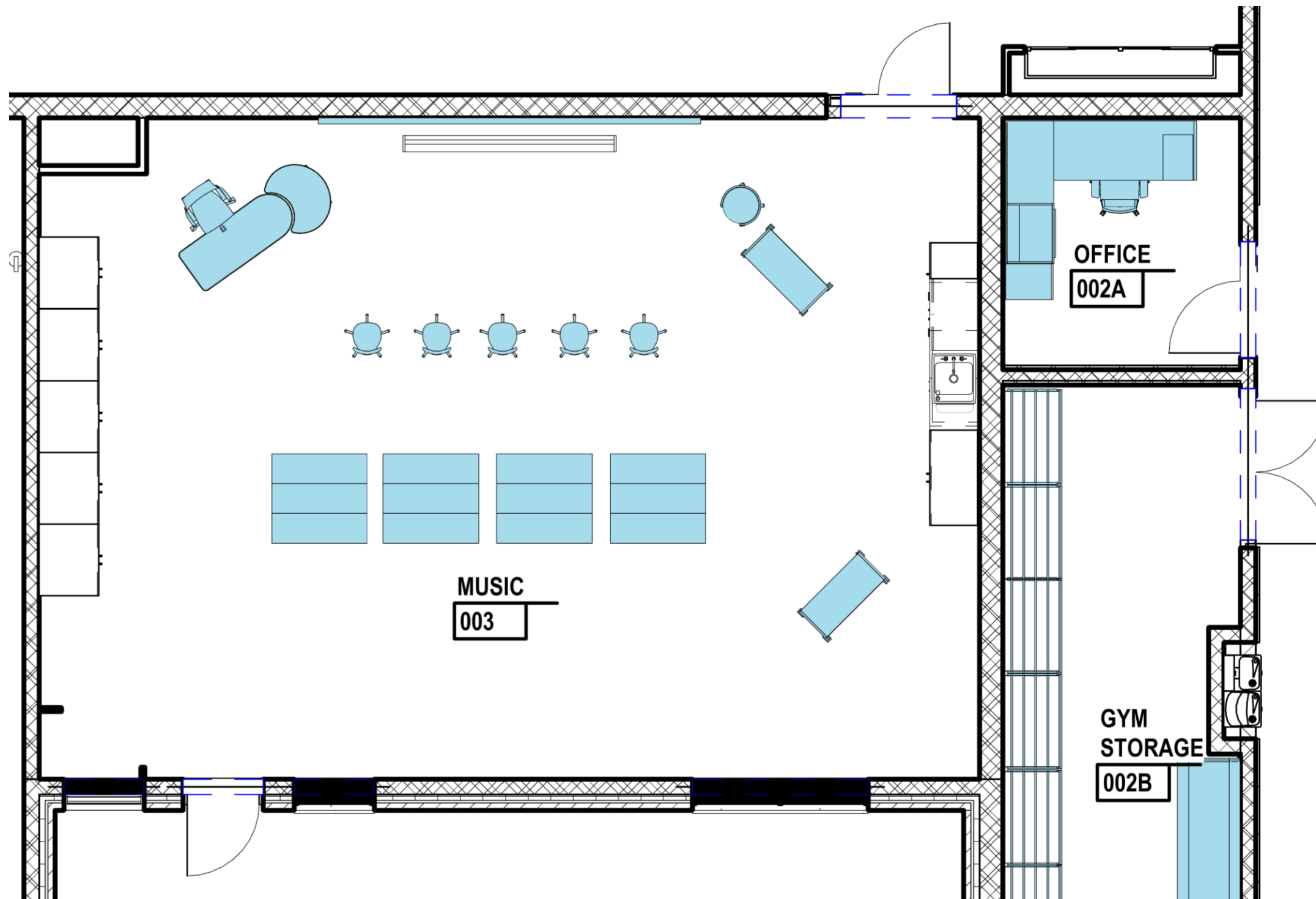
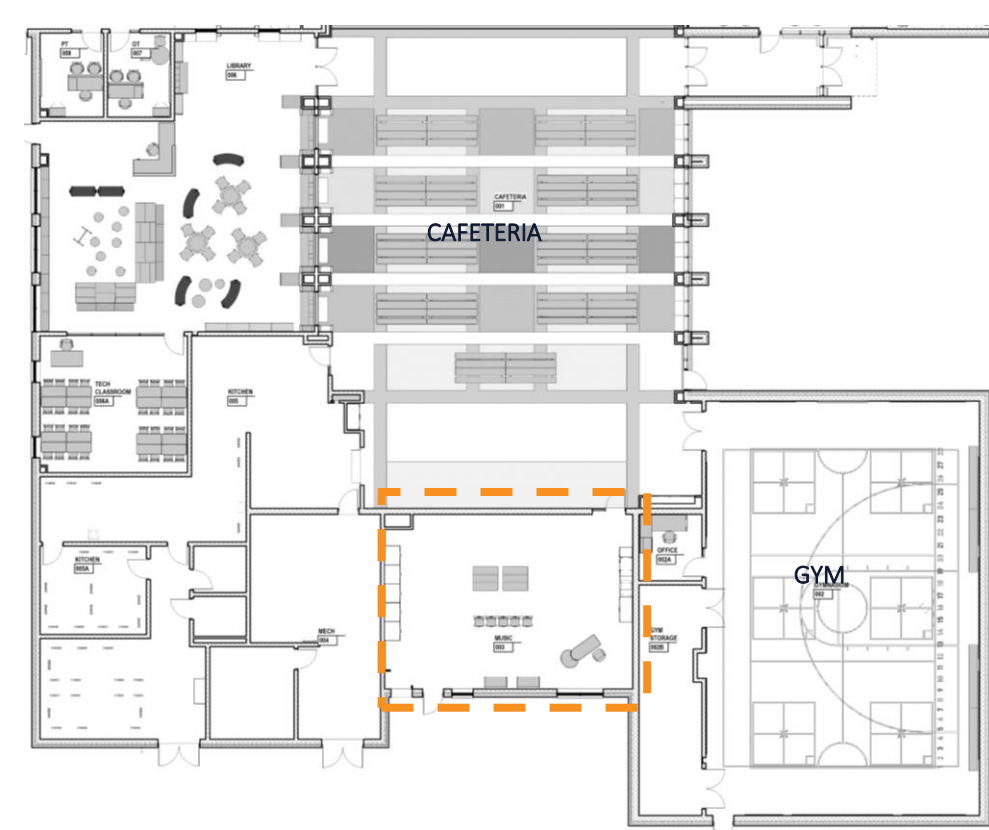
TOP: SPRALDING HITCH, FOG



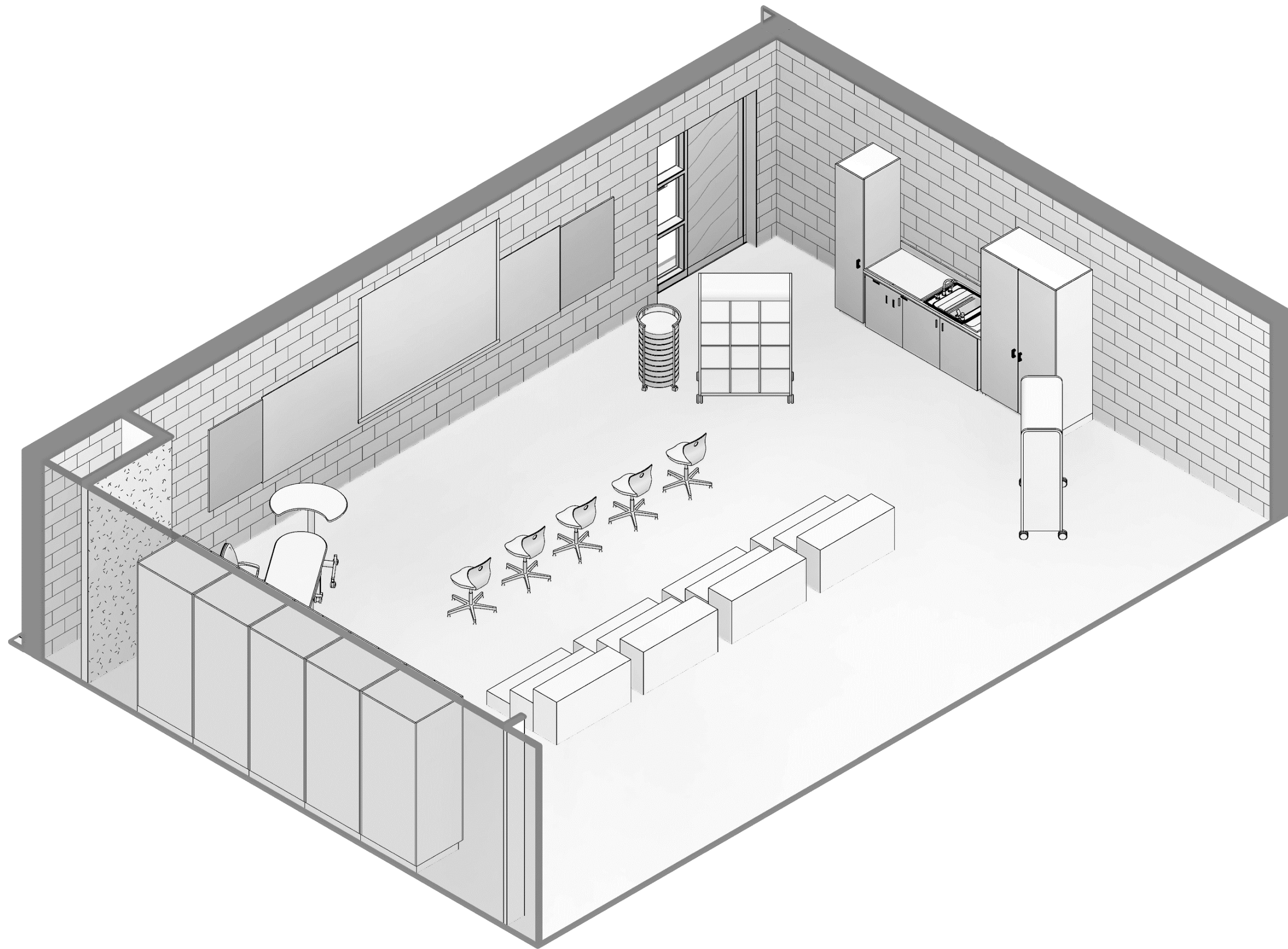
BACK: SILVERTEX, NEO-LIMONCELLO

# SMALL INTERVENTION FINISHES

MUSIC ROOM



# MUSIC ROOM FLOOR PLAN



# MUSIC ROOM 3D VIEW



**WENGER – FLIPFORMS**

- 3-step capacity: 16 students (Grade 1-3)



**•VS – PANTOMOVE LUPO**

- Height adjustable
- Swivel
- QTY: 5



**FOMCORE – LILY PAD & CART**



**SMITH SYSTEM – CASCADE CUBBY**

19”D x 43”W x 61.4”H

## MUSIC ROOM FURNITURE



SMITH SYSTEM – CASCADE SINGLE BULLET TEACHER DESK  
& SILHOUETTE TEACHER SIT + STAND TABLE


- 60" W x 24" D



AMQ – TIZU WORK CHAIR

## TEACHER STATION FURNITURE






PT-01



CPT-02




DESK LAMINATE: FUSION  
MAPLE

WENGER - FLIPFORMS




BLACK


AMQ – TIZU TEACHER CHAIR



FRAME: BLACK




SEAT: ERA, NIGHT OWL




MESH: BLACK

VS PANTOSWING LUPO



PLASTIC: BLACK GREY

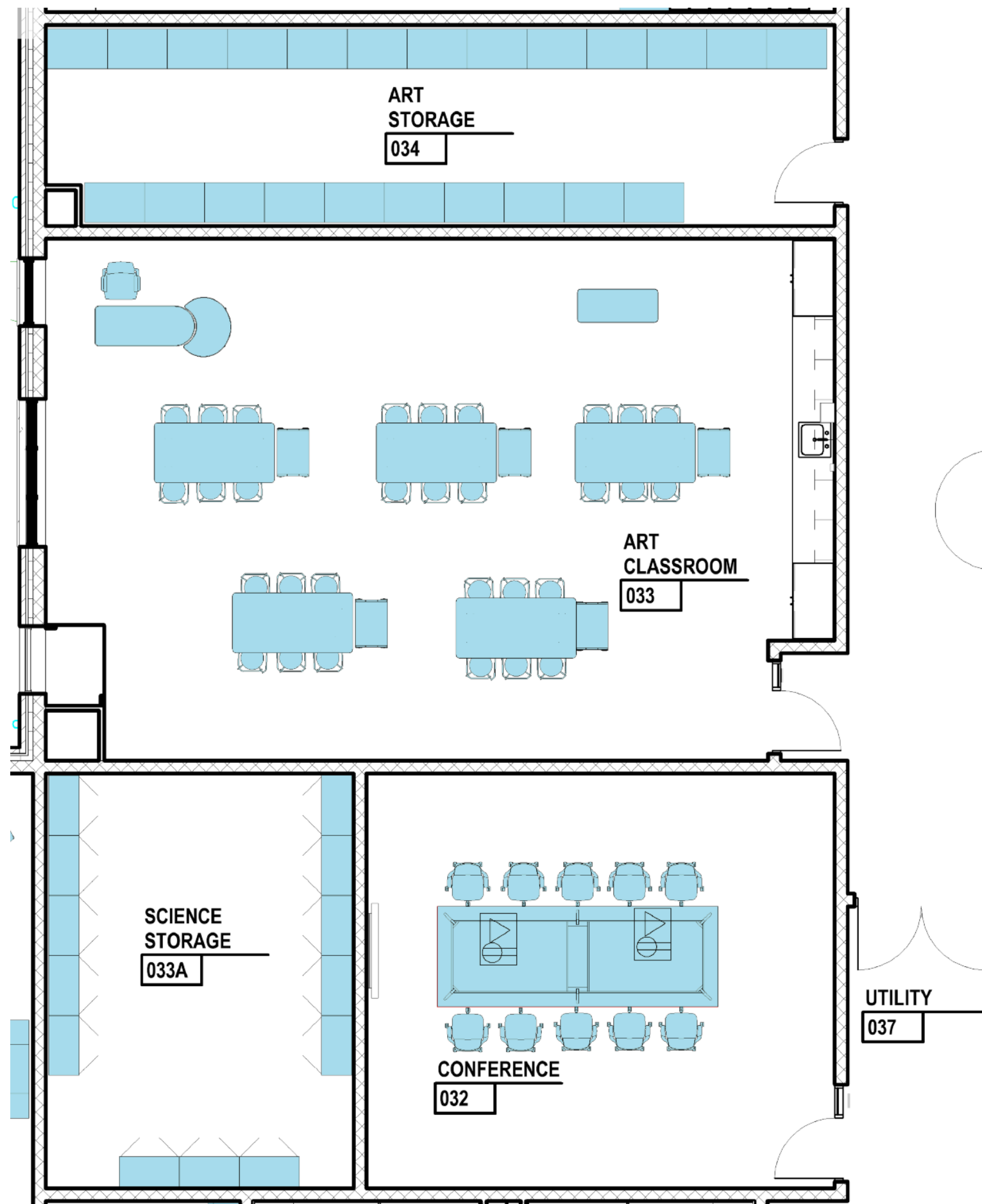
SMITH SYSTEM – CASCADE MEGA TOWER



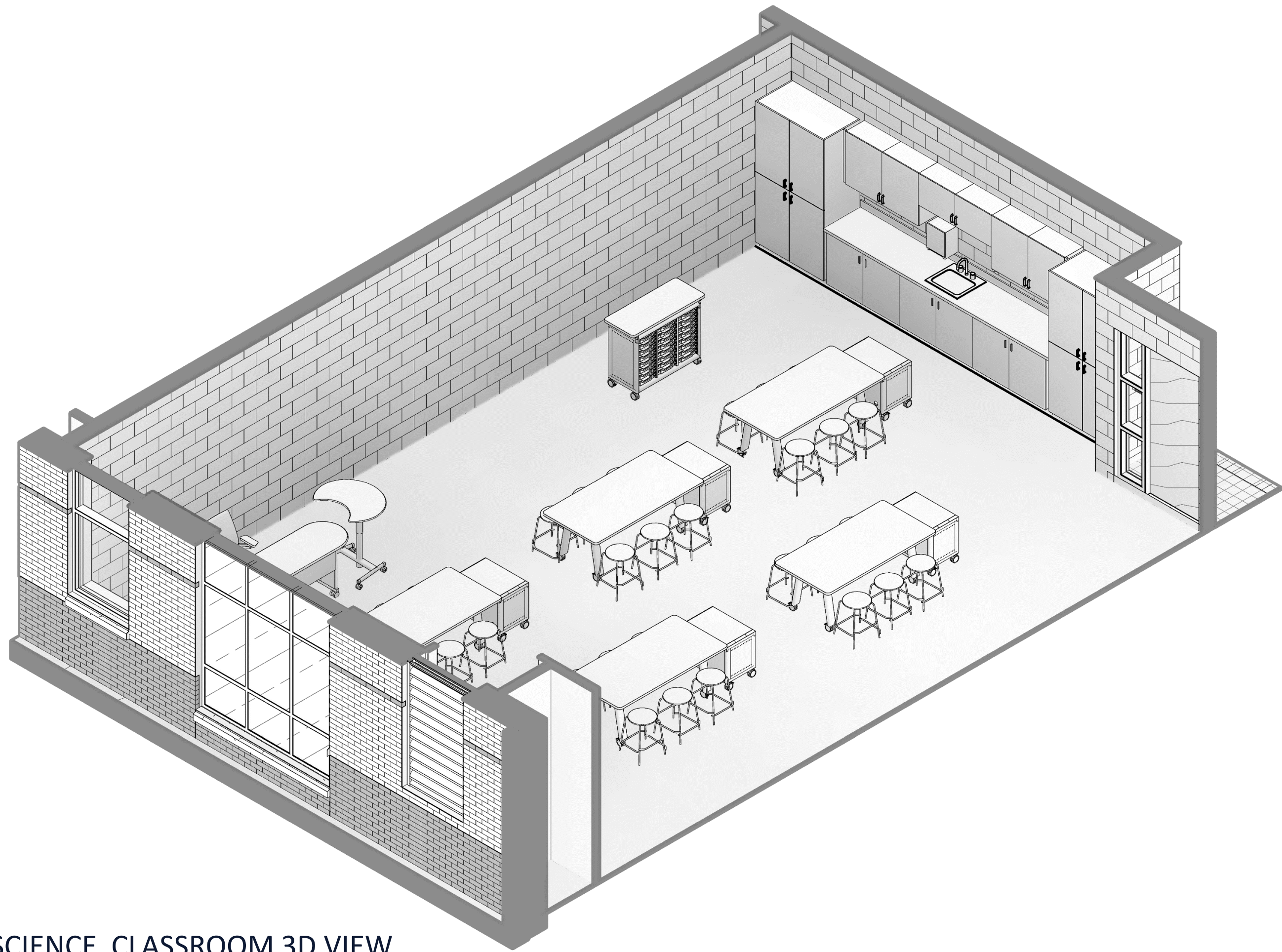
SIDE: PURPLE

# MUSIC ROOM FINISHES

ART/SCIENCE CLASSROOM




# ART/SCIENCE CLASSROOM FLOOR PLAN



## ART/SCIENCE CLASSROOM 3D VIEW



**MOORECO – COMPASS MAXI H2 CABINET W/ DOOR & TRANSACTION TOP**



**MOORECO – COMPASS CABINET MIDI H1**  
• (10) 3" totes



**SAFCO – 36" W x 24" D SHELVING**



**MOORECO – COMPASS MAKER SPACE TABLE**



**VS – SOLO STOOL**  
• 18" H

## ART/SCIENCE CLASSROOM FURNITURE




SMITH SYSTEM – CASCADE SINGLE BULLET TEACHER DESK  
& SILHOUETTE TEACHER SIT + STAND TABLE

- 60" W x 24" D




AMQ – TIZU WORK CHAIR

## TEACHER STATION FURNITURE



PT-01



TEACHER DESK LAMINATE:  
FUSION MAPLE




BUTCHER BLOCK TOPS




TABLE LEGS - FLANNEL

VS PANTOSWING LUPO 18"




PLASTIC: BLACK GREY

SMITH SYSTEM – OODLE




PLATINUM




CHARCOAL

MOORECO – COMPASS CABINET




SIDE: PURPLE

AMQ – TIZU TEACHER CHAIR



FRAME: BLACK



SEAT: ERA, NIGHT OWL



MESH: BLACK

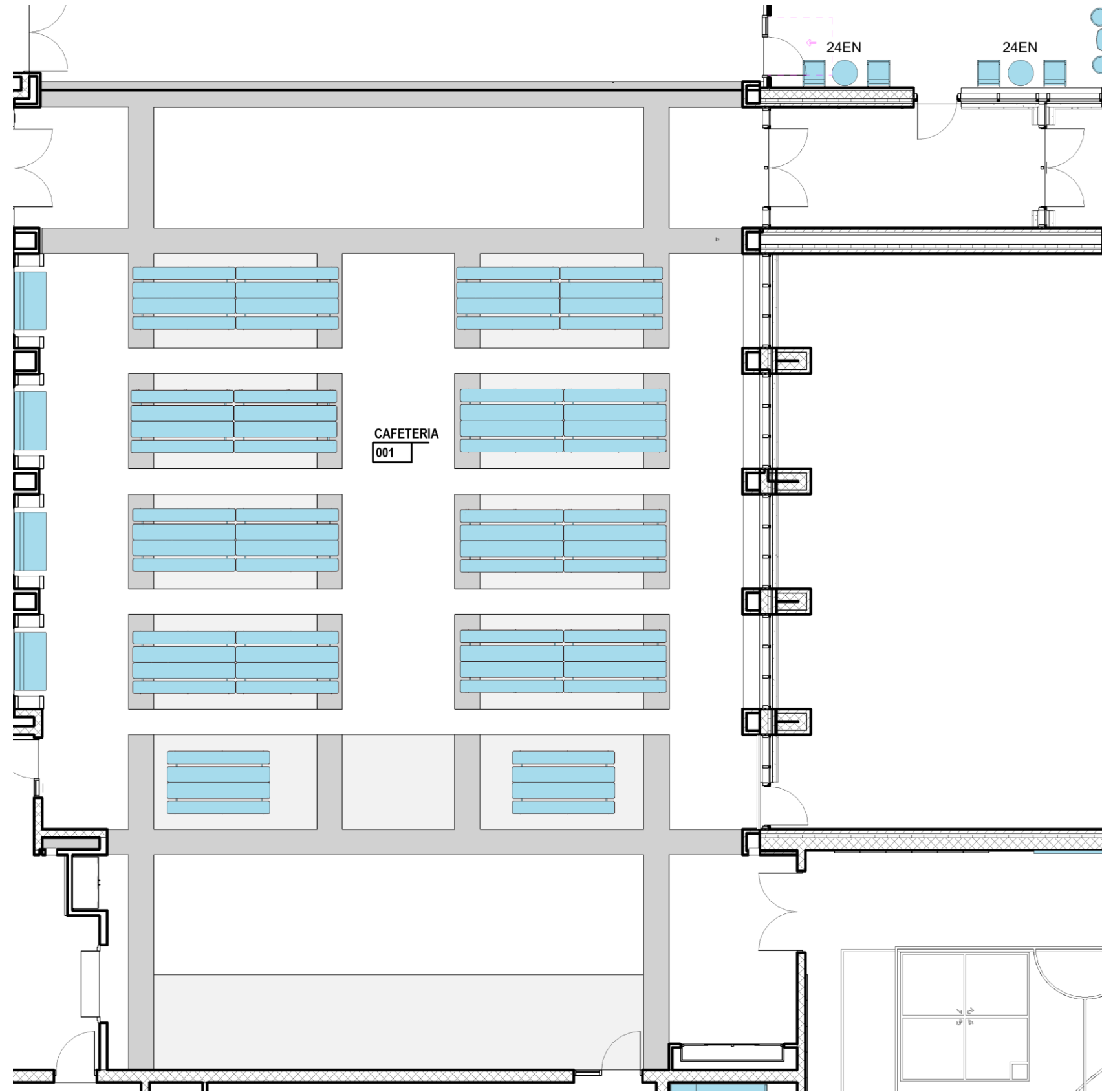


LVT-01

# ART/SCIENCE CLASSROOM FINISHES

CAFETERIA





# CAFETERIA

FOWLerville COMMUNITY SCHOOLS




BIOFIT - 8' ADAPTABLE, 12" SEAT WIDTH




MOORECO – AKT LOUNGE LOVESEAT

## CAFETERIA FURNITURE



PT-08



LVT-01


LVT-02

LVT-04


LVT-05

LVT-06

LVT-07




PL-04



PL-05



PL-06



PL-07



TABLE LAMINATE:  
MANITOBA MAPLE



TABLE LEGS: GRAY


MOORECO – AKT LOUNGE LOVESEAT



DESIGNTEX-BEGUILED  
BY THE WILD, TAMARIN



DESIGNTEX-BEGUILED  
BY THE WILD, TORTOISE



DESIGNTEX-BEGUILED  
BY THE WILD, BLUE  
HERON



DESIGNTEX-BEGUILED  
BY THE WILD, PURPLE  
STARLING

# CAFETERIA FINISHES

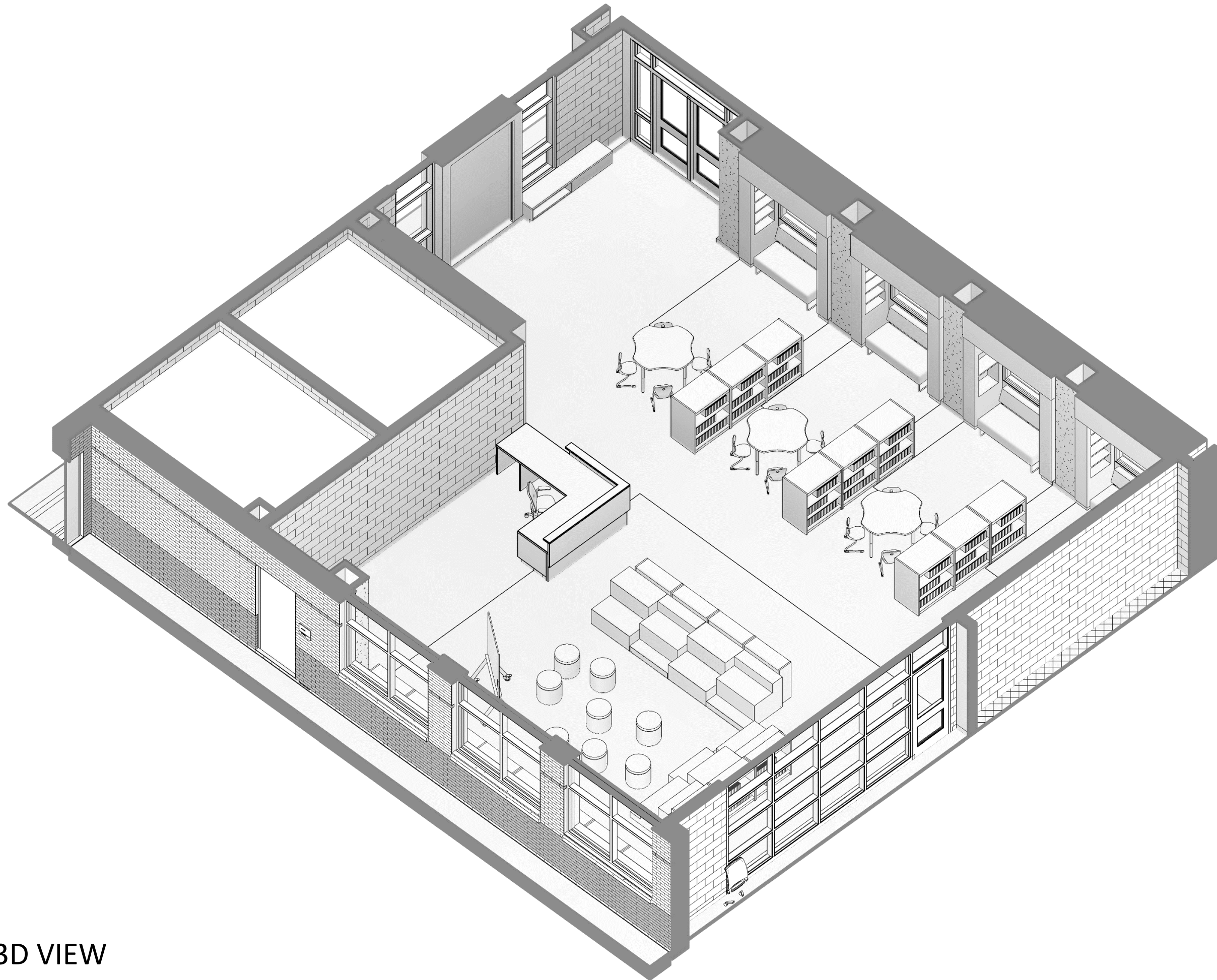
# LIBRARY & TECH CLASSROOM

# LIBRARY FLOOR PLAN

FOWLerville COMMUNITY SCHOOLS



- 2H Single Sided
  - 3H Single Sided
  - 3H Double Sided Mobile
  - 4H Single Sided
- TOTAL 385 LF**



## LIBRARY 3D VIEW

FOWLerville CO



**FOMCORE - SMALL OTTOMAN**  
• 12”H



**MOORECO- MOBILE ARRAY**



**MOORECO- ARRAY SHELVING**



**SMITH SYSTEM - PLANNER STUDIO MARKERBOARD**



**MOORECO- AKT LOUNGE LOVESEAT**



**VS – PANTOSWING LUPO**  
• 16”H




**SMITH SYSTEM – ELEMENTAL CLOVER TABLE**  
• Height adjustable legs  
• Casters



**AMQ – TIZU WORK CHAIR**




**FOMCORE – 2 STEPS**




**FOMCORE – 3 STEPS**


## LIBRARY FURNITURE



PT-01



PT-04



PT-08



CPT-02



CPT-04



CPT-05




CPT-06




CPT-07




CPT-08




PL-04




PL-06



PL-07



PL-05




DESK/TABLE LAMINATE:  
FUSION MAPLE




DESK/TABLE LEGS:  
CHARCOAL

VS PANTOSWING LUPO




PLASTIC: BLACK GREY


AMQ – TIZU TEACHER CHAIR



FRAME: BLACK




SEAT: ERA, NIGHT OWL




MESH: BLACK

FOMCORE - STEPS



SIDES:SILVERTEX  
NEO, MARINE BLUE



TOP: SILVERTEX  
HITCH, FOG

FOMCORE - OTTOMAN




QTY: 4

TOP/SIDES:DESIGNTEX BEGUILLED  
BY THE WILD, PURPLE STARLING



QTY: 4

TOP/SIDES:DESIGNTEX BEGUILLED  
BY THE WILD,GOLD FINCH



QTY: 4

TOP/SIDES:SPRALDING HITCH, FIESTA

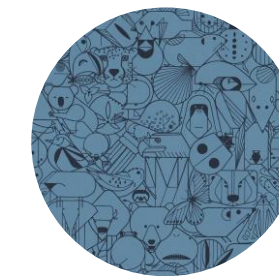
MOORECO – AKT LOUNGE LOVESEAT



DESIGNTEX-BEGUILLED  
BY THE WILD, TAMARIN



DESIGNTEX-BEGUILLED  
BY THE WILD, TORTOISE



DESIGNTEX-BEGUILLED  
BY THE WILD, BLUE  
HERON



DESIGNTEX-BEGUILLED  
BY THE WILD, PURPLE  
STARLING

# LIBRARY FINISHES

FOWLerville COMMUNITY SCHOOLS

03.08.2024





•VS – PANTOSWING LUPO  
• 16”H



SMITH SYSTEM – INTERCHANGE RECTANGLE ACTIVITY TABLE  
• 20”D x 48”W




SMITH SYSTEM – CASCADE TEACHER DESK



AMQ – TIZU WORK CHAIR  
• Qty.2

## TECH CLASSROOM FURNITURE



PT-04



CPT-02


CPT-04

CPT-05

CPT-06

CPT-07

CPT-08




DESK/TABLE LAMINATE:  
FUSION MAPLE




DESK/TABLE LEGS:  
CHARCOAL

VS PANTOSWING LUPO




PLASTIC: BLACK GREY


AMQ – TIZU TEACHER CHAIR



FRAME: BLACK



SEAT: ERA, NIGHT OWL



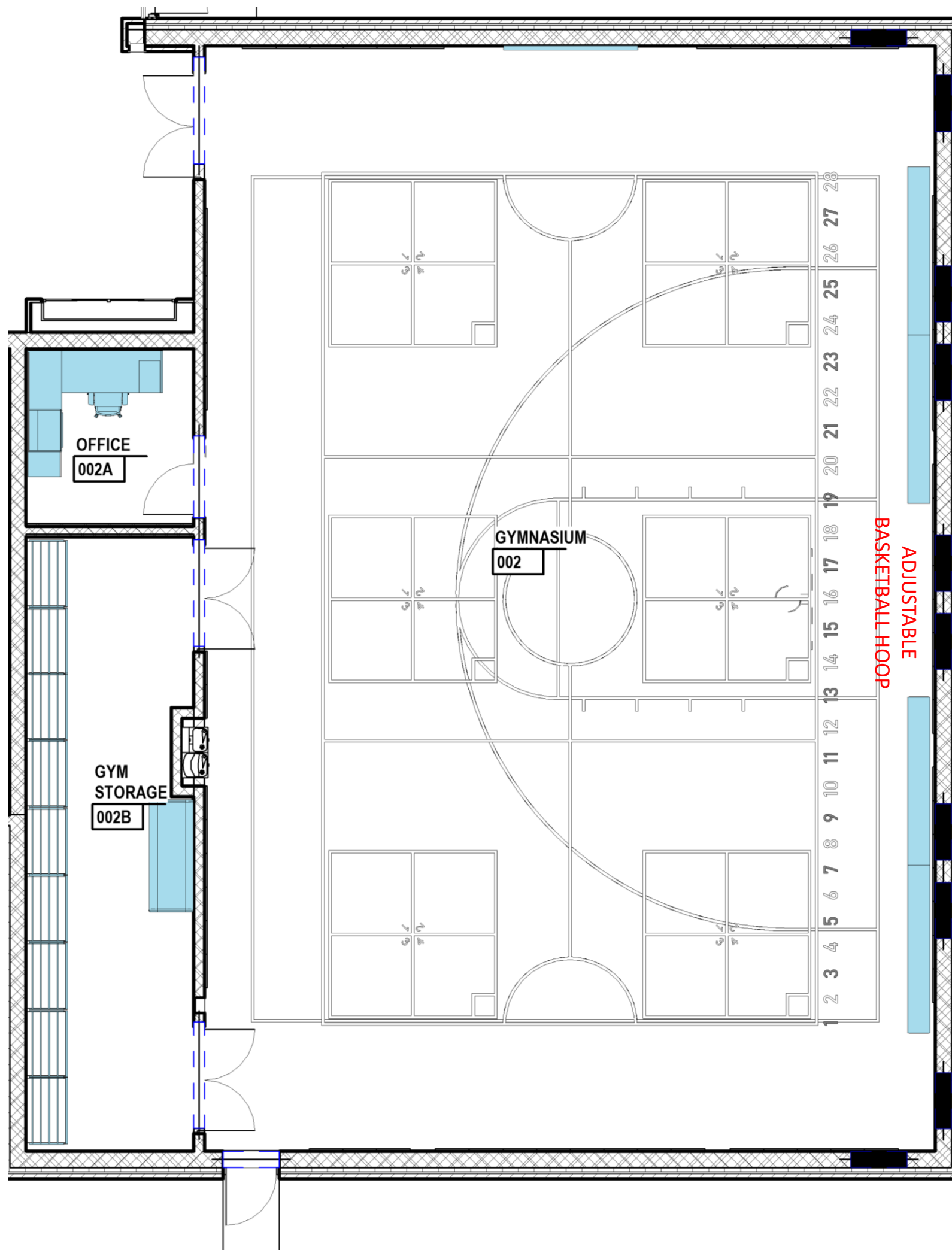
MESH: BLACK

# TECH CLASSROOM FINISHES

GYM

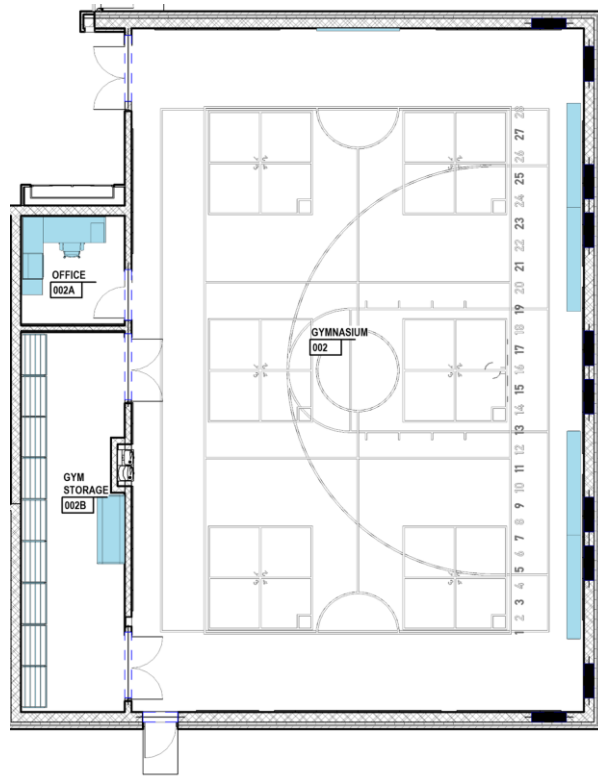
# GYM FLOOR PLAN

FOWLerville COMMUNITY SCHOOLS





# INTERIOR BUILDING WALL GRAPHICS



GILL PORTER – PORTABLE ALUMINUM BENCH



MOORECO – MEDIASPACE FLAT PANEL CART



Cantilever design keeps the floor open for carts and flexible use


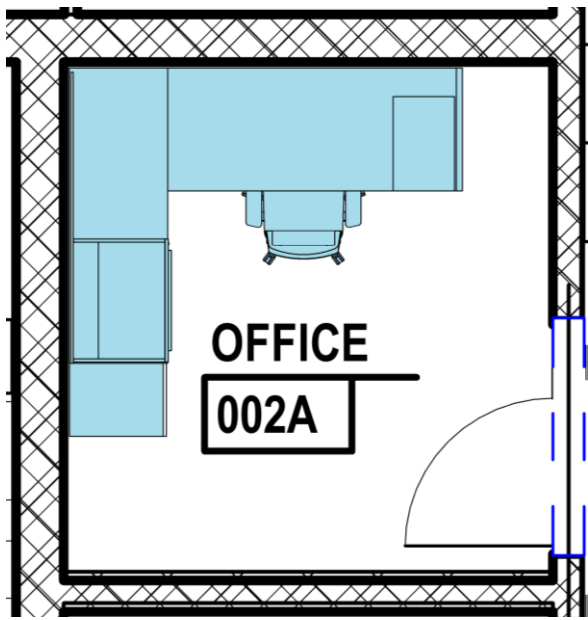
WENGER CORP - GEARBOSS SHELVING



WENGER CORP – MOBILE HIGH DENSITY STORAGE

# GYM FURNITURE

FOWLerville COMMUNITY SCHOOLS



**L-SHAPED WORKSTATION**


- 30"D x 72"W worksurface
- 24"D x 72"W return
- 30" lateral file
- Box/box/file
- Wardrobe
- Tackboard




**SITONIT – FOCUS 2.0**

- Highback mesh chair

**GYM OFFICE FURNITURE**



PT-01



PT-02



CPT-02




RES S-01



DESK LAMINATE: MAPLE




LEGS/STORAGE:  
STERLING DARK  
SOLID




TACKBOARD: HUE,LEMON


SITONIT – FOCUS 2.0



FRAME: BLACK




SEAT: SUGAR, KISS



MESH: CHARCOAL

GILL - PORTABLE ALUMINUM BENCH



METAL: SILVER

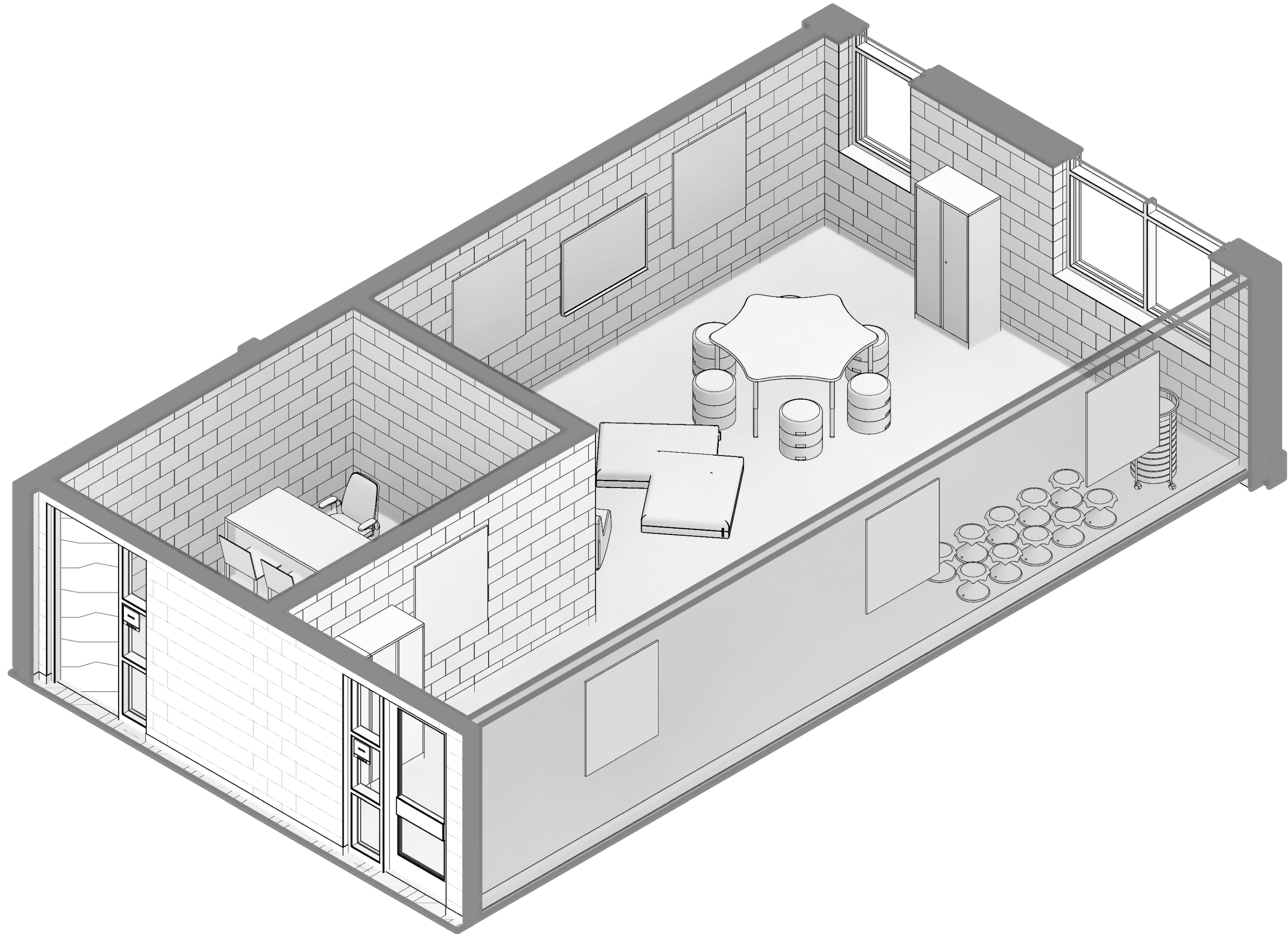
# GYM FINISHES



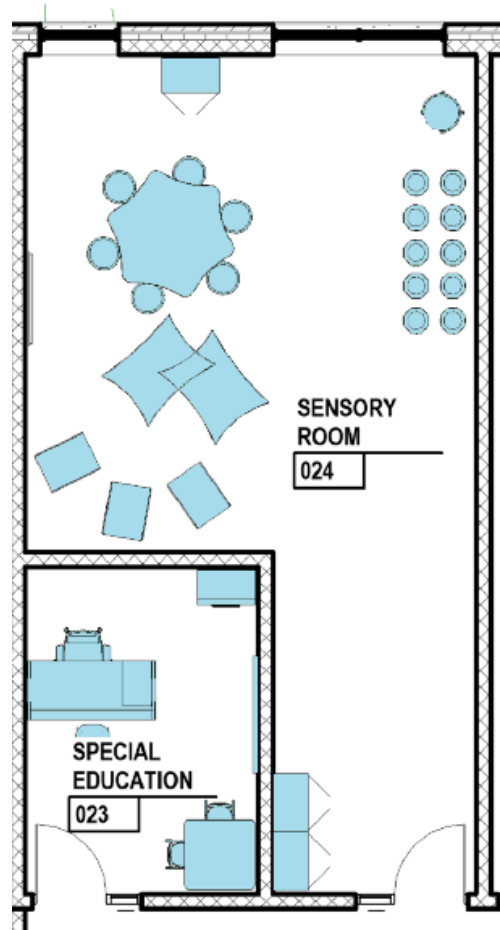
# SPECIAL EDUCATION



# SPECIAL EDUCATION SUITE



# SENSORY ROOM 3D VIEW



**SMITH SYSTEM - ELEMENTAL 6-STAR TABLE**

- Height adjustable legs
- No casters



**SMITH SYSTEM - OODLE**



**VS - HOKKI STOOL**

- QTY: 10-12



**HAWORTH - 65" H x 18" D x 30W LOCKABLE STORAGE CABINET**



**MOORECO – SMALL SOFT SWAY ROCKING CHAIR**



**NORVANIVEL – CRASHPOD**




**FOMCORE - LILY PAD W/CART**



**FOMCORE - HUG CHAIR**

## SENSORY ROOM FURNITURE




PT-01



LVT-02

SMITH SYSTEM – ELEMENTAL STAR TABLE




LAMINATE: FUSION MAPLE




TABLE LEGS: CHARCOAL

VS - HOKKI STOOL




PLASTIC: BLACK GREY

SMITH SYSTEM - OODLE




PLASTIC: PLATINUM




PLASTIC: CHARCOAL

MOORECO- SMALL SOFT ROCKER




VINYL: DESIGNTEX-ALPHABET, MEDITERRANEAN

NORVA NIVEL- CRASH POD




CUSHION: MOMENTUM-TRIBECA CV, CASCADE

FOMCORE – LUG NEST




OUTSIDE: SILVERTEX NEO, PLATA




INSIDE: MOMENTUM-TRIBECA CV, JAM

FOMCORE – LILY PAD




VINYL: MOMENTUM-TRIBECA CV, JAM

QTY:3



VINYL: SILVERTEX NEO, PLATA

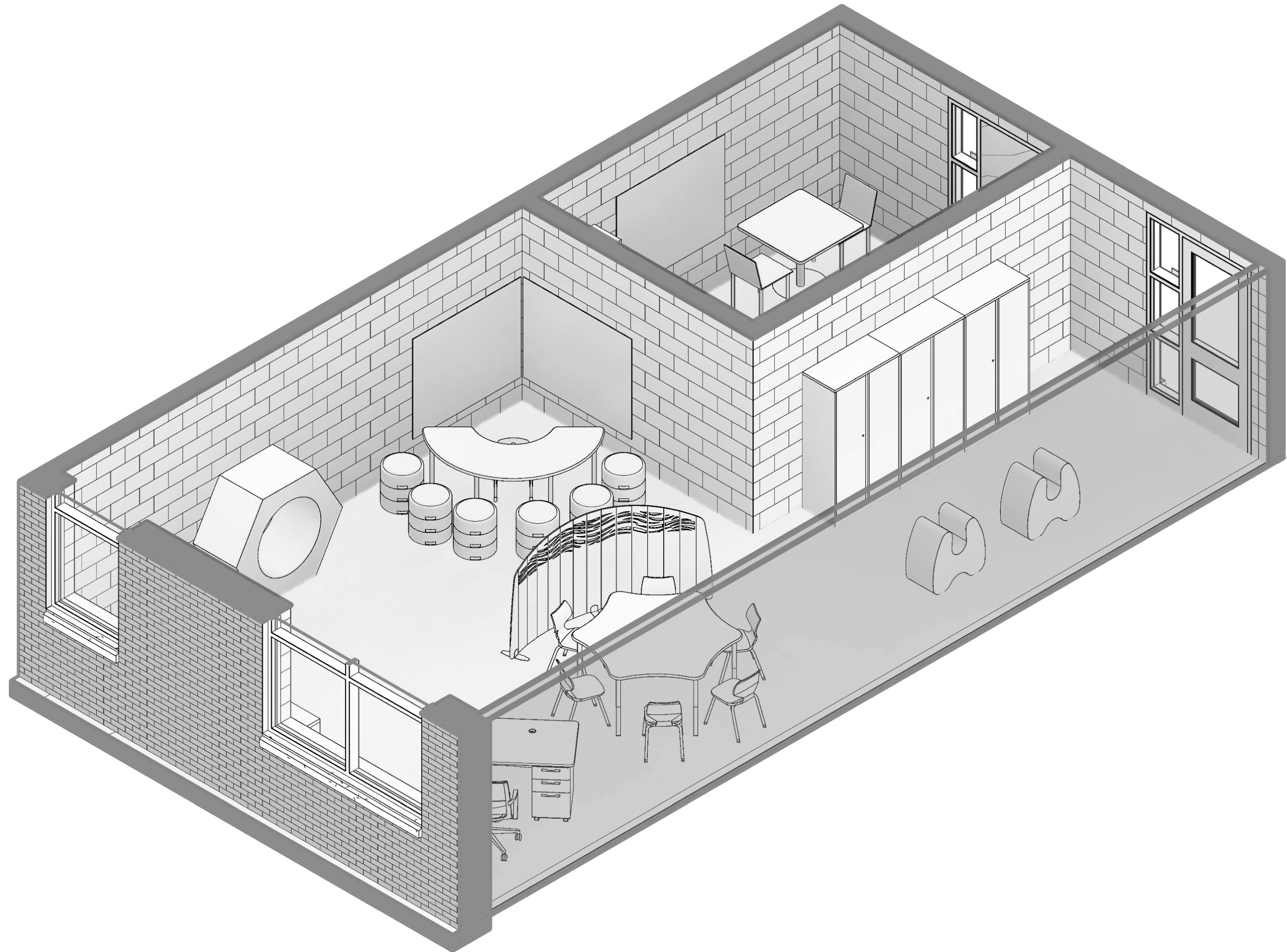
QTY:4



VINYL: SPRALDING-HITCH, CORDOVAN

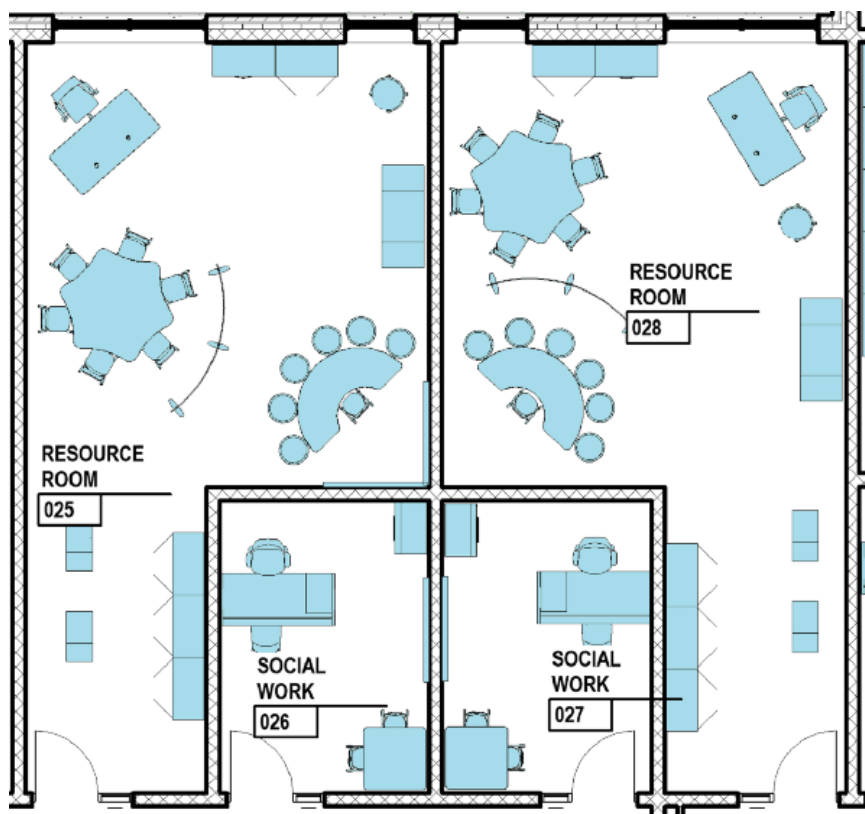
QTY:3

# SENSORY ROOM FINISHES



# RESOURCE ROOM

FOWLerville COMMUNITY SCHOOLS



**SMITH SYSTEM– ELEMENTAL HALF MOON**

- Height adjustable legs
- No casters



**SMITH SYSTEM  
ELEMENTAL 6-STAR TABLE**

- Height adjustable legs
- No casters



**VS – PANTOSWING LUPO**

- 16”H



**•VS – PANTOMOVE LUPO**

- Height adjustable
- Swivel



**SMITH SYSTEM - FLOWFORM LEARN LOUNGE SCREEN**



**FOMCORE - LUG NEST**



**FOMCORE - HUG CHAIR**



**SMITH SYSTEM - OODLE**

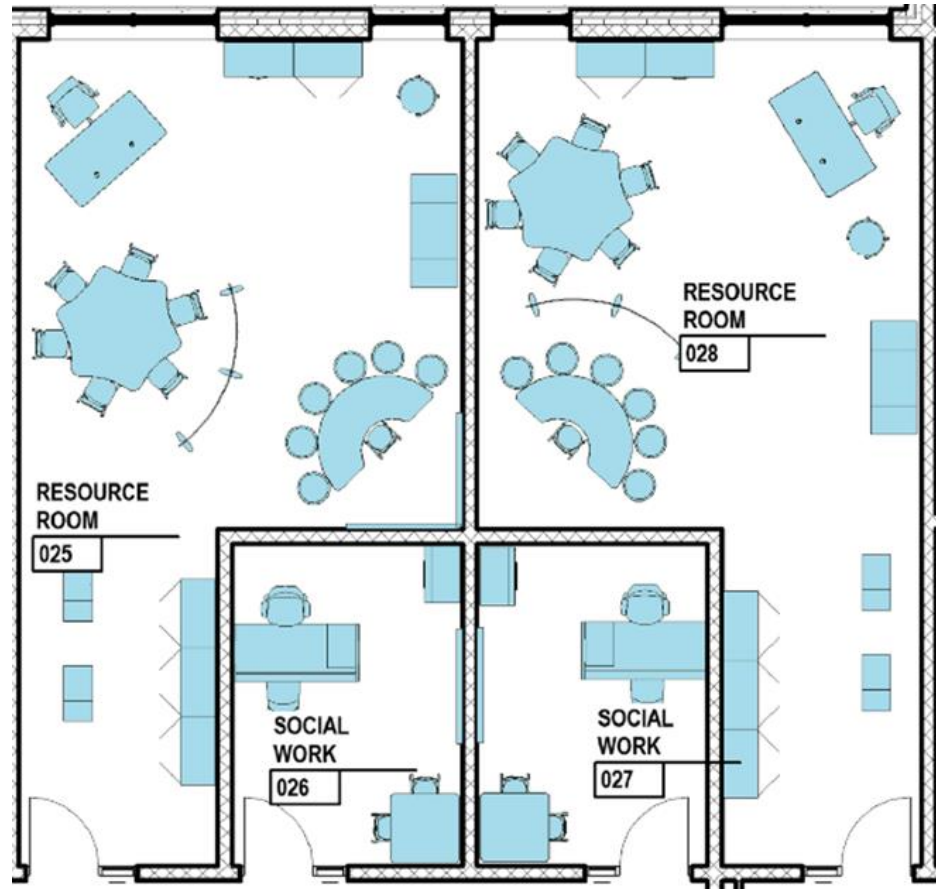


**FOMCORE - LILY PAD W/CART**



**LOCKING CABINET**

# RESOURCE ROOM FURNITURE



SMITH SYSTEM – CASCADE TEACHER DESK



AMQ - TIZU WORK CHAIR




LOCKING CABINET



2H LATERAL FILE

## TEACHER STATION FURNITURE






PT-01



LVT-01




DESK LAMINATE –  
FUSION MAPLE




DESK LEGS/STORAGE -  
CHARCOAL


AMQ – TIZU TEACHER CHAIR



FRAME: BLACK




SEAT: ERA, NIGHT OWL




MESH: BLACK

VS PANTOSWING LUPO




PLASTIC– BLACK GREY

SMITH SYSTEM - OODLE




PLASTIC: PLATINUM




PLASTIC: CHARCOAL

FOMCORE – LILY PAD




VINYL: MOMENTUM-TRIBECA  
CV, JAM

QTY:3



VINYL: SILVERTEX  
NEO, PLATA


QTY:4



VINYL: SPRALDING-HITCH,  
CORDOVAN


QTY:3

SMITH SYSTEM – LEARN LOUNGE SCREEN




PET FELT: DARK TEAL

FOMCORE – LUG NEST

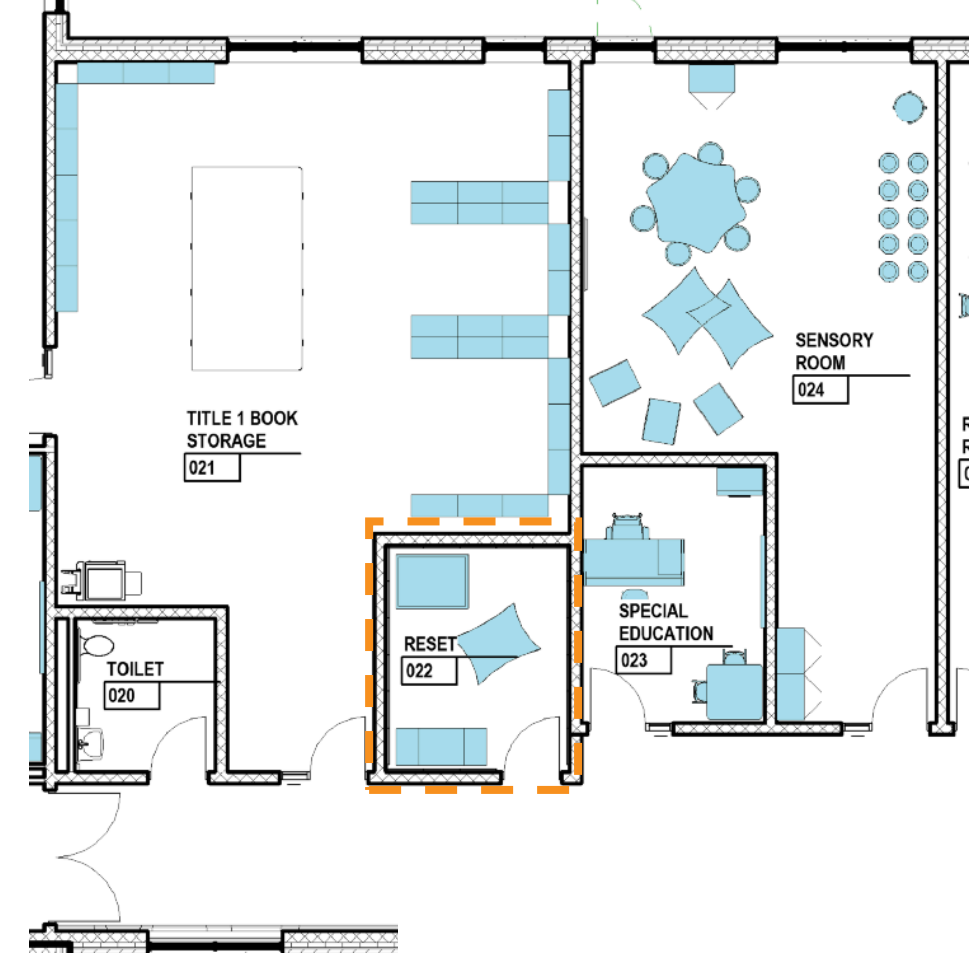


OUTSIDE: SILVERTEX  
NEO, PLATA

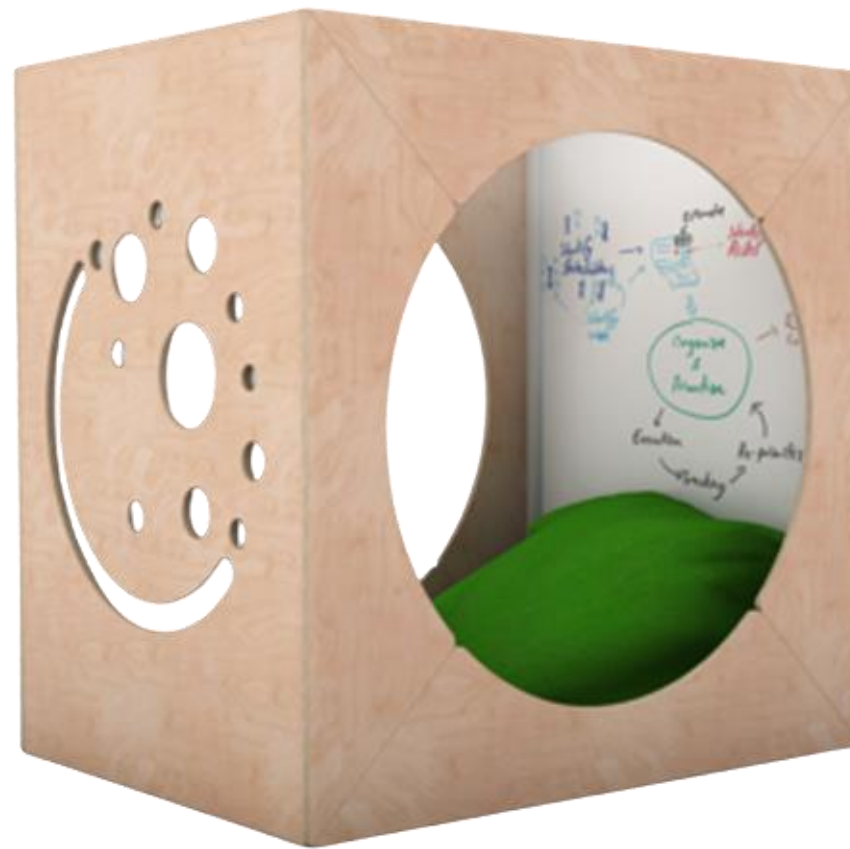


INSIDE: SILVERTEX NEO,  
TURQUOISE

# RESOURCE ROOM FINISHES



NORVANIVEL – CRASHPOD




NORVANIVEL - INCUPOD NOOK



FOMCORE - LUG NEST

## RESET ROOM FURNITURE




PT-01




LVT-01

**NORVA NIVEL- INCUPOD NOOK**




CUSHION: MOMENTUM-  
TRIBECA CV, JAM

**NORVA NIVEL- CRASH POD**




CUSHION: MOMENTUM-  
TRIBECA CV, CASCADE

**FOMCORE – LUG NEST**

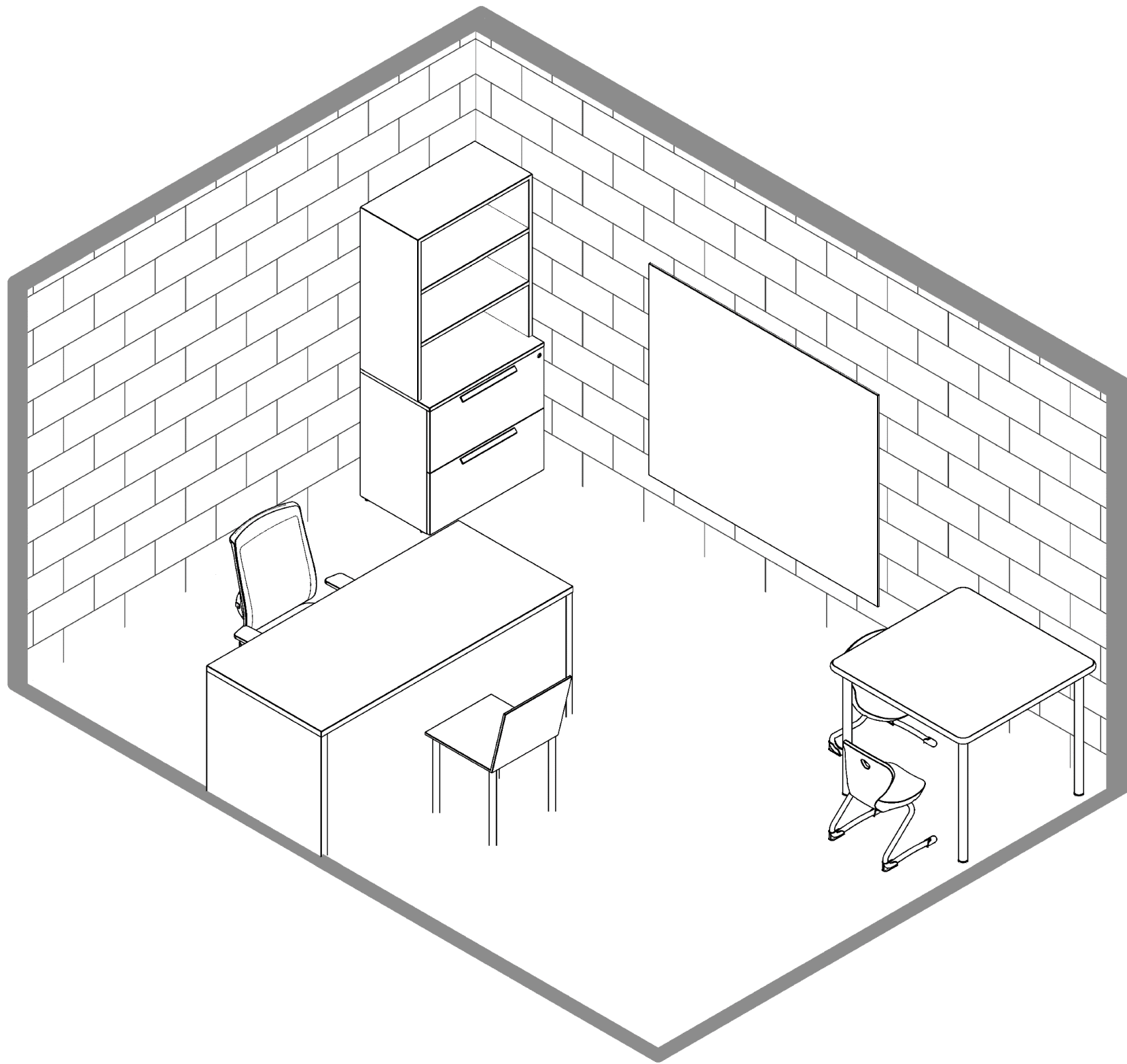


OUTSIDE: SILVERTEX  
NEO, PLATA



INSIDE: MOMENTUM-TRIBECA  
CV, JAM

# RESET ROOM FINISHES



- 66W"x30D" desk with B/B/F and modesty panel
- 1 guest chairs
- 36"D student table w/2 student chairs
- 43"H x 30"W bookcase/lateral file combo (OT/PT/SOCIAL WORK)
- 43"H x 30"W storage cabinet/lateral file combo (SPEECH)
- Whiteboard on wall- **install low enough for students to reach**

## SPECIAL ED OFFICES 3D VIEW



**VS – PANTOSWING LUPO**  
 • 16”H


**SMITH SYSTEM – ELEMENTAL SQUARE TABLE**  
 • Height adjustable legs  
 • Casters

**SITONIT – FOCUS 2.0**  
 • Highback mesh chair

**30” BOOKCASE/LATERAL FILE COMBO**

**30” STORAGE CABINET/LATERAL FILE COMBO**


# OFFICE FURNITURE



PT-01



CPT-02




DESK LAMINATE –  
FUSION MAPLE




LEGS/STORAGE – STERLING  
DARK SOLID

VS PANTOSWING LUPO




PLASTIC: BLACK GREY


SITONIT – FOCUS 2.0



FRAME: BLACK

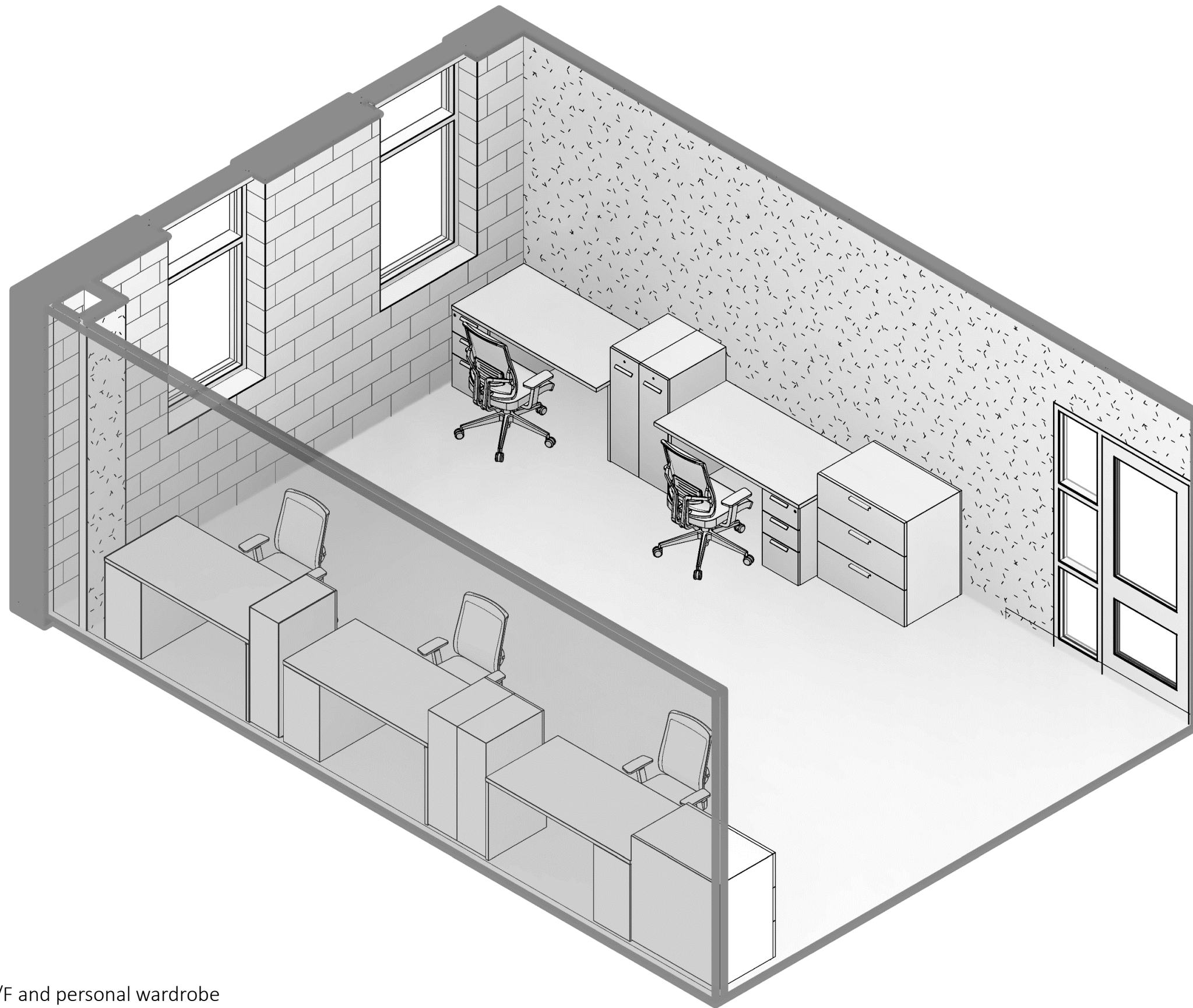


SEAT: SUGAR, KISS



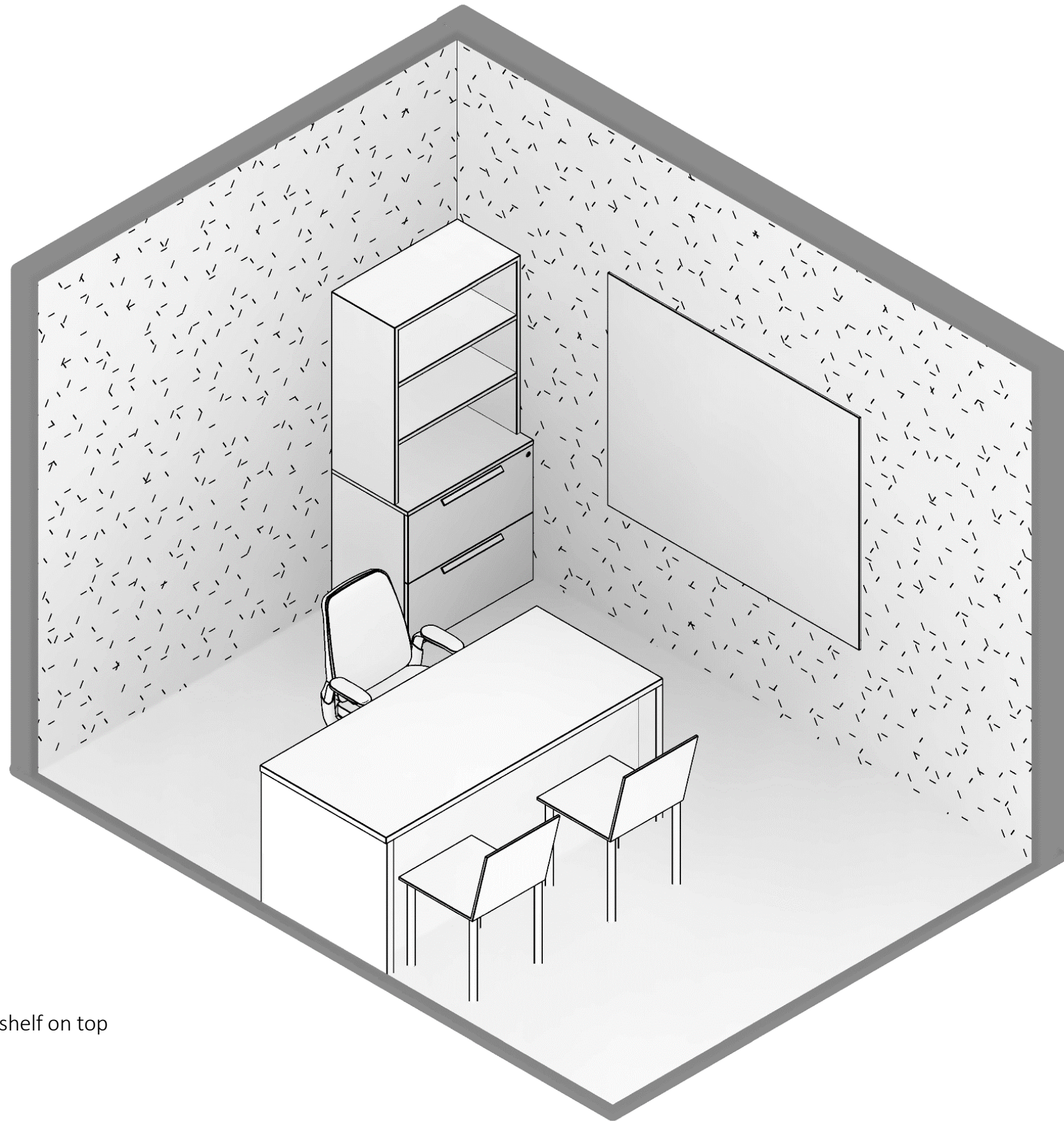
MESH: CHARCOAL

# SPECIAL EDUCATION OFFICES FINISHES



- 60W"x30D" desk with B/B/F and personal wardrobe
- (2) 36"W x 3H lateral files

## TITLE 1 PARA OFFICE 3D VIEW

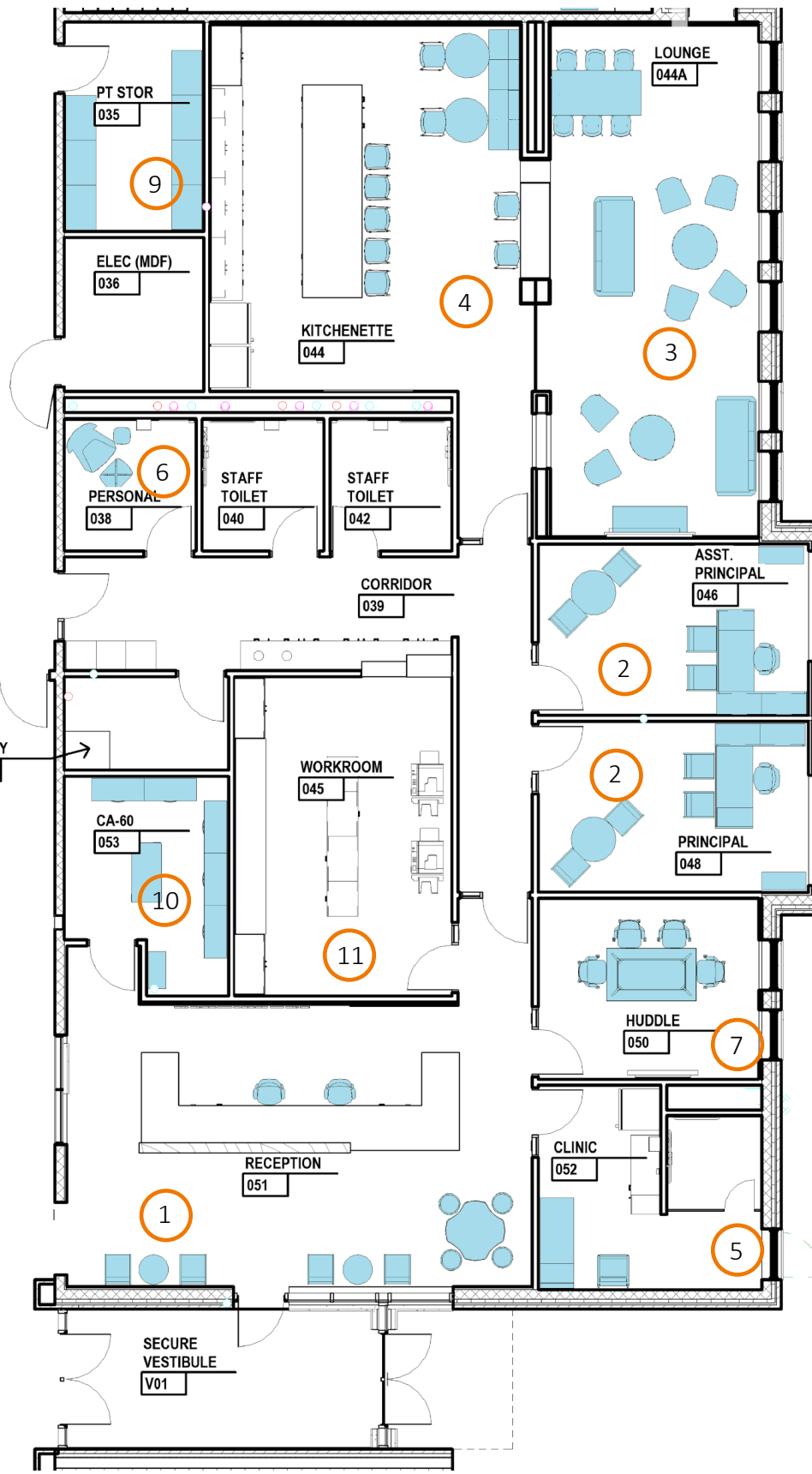
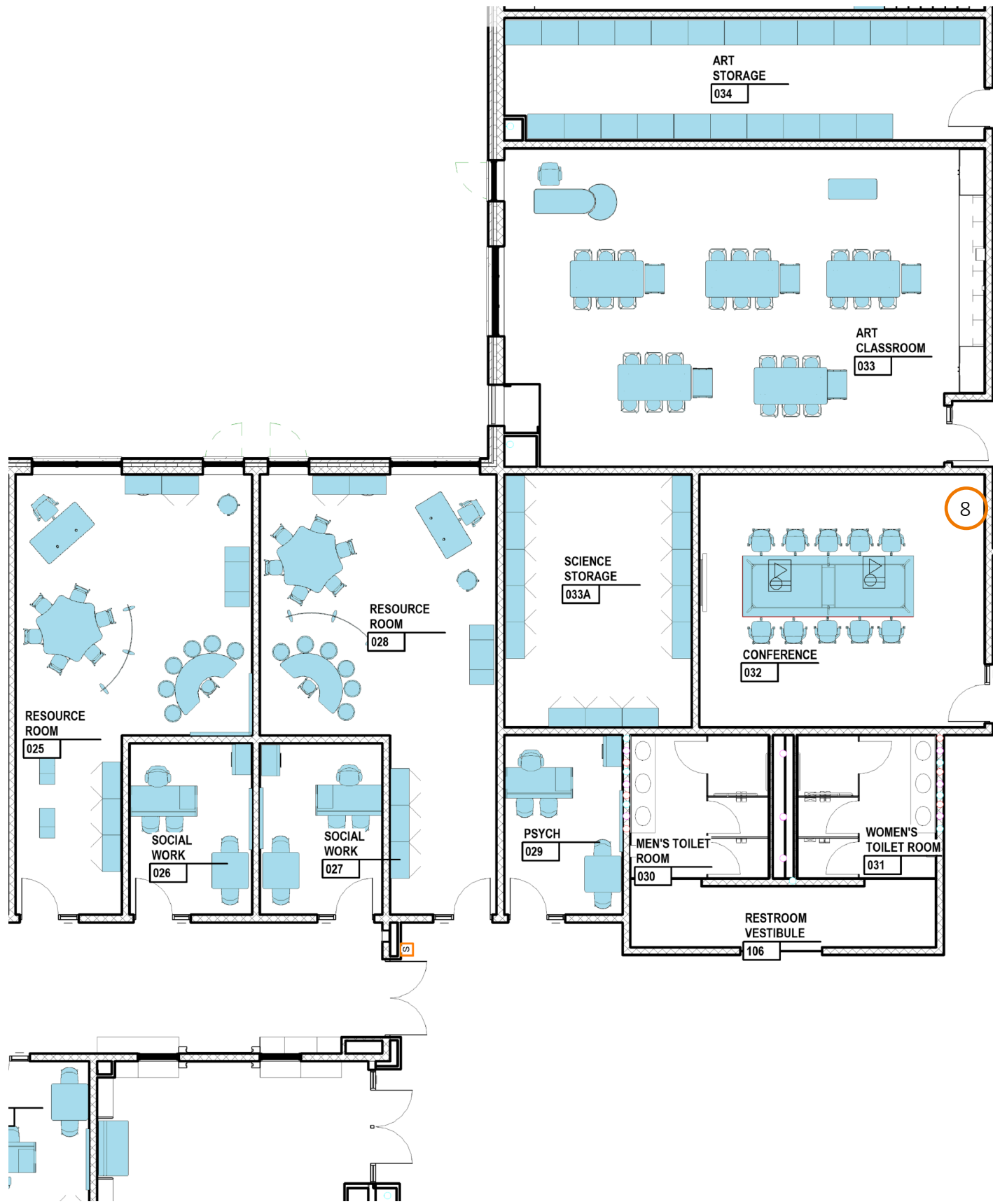


- 66W"x30D" desk with B/B/F and modesty panel
- 2 guest chairs
- 43"H x 30"W lockable storage cabinet with 36"H open bookshelf on top
- Markerboard

## LIT COACH OFFICE 3D VIEW

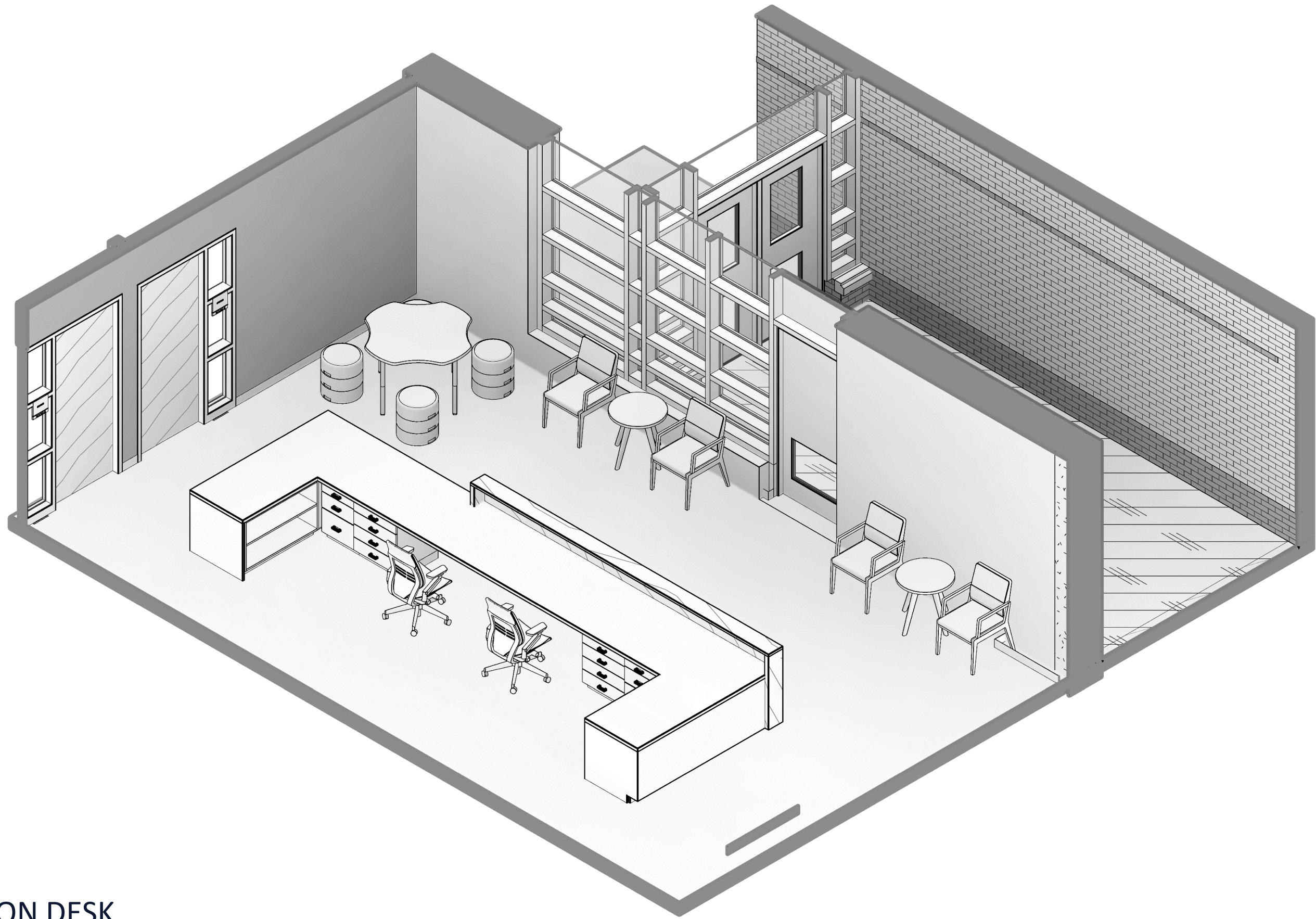


# ADMINISTRATION & STAFF SPACES



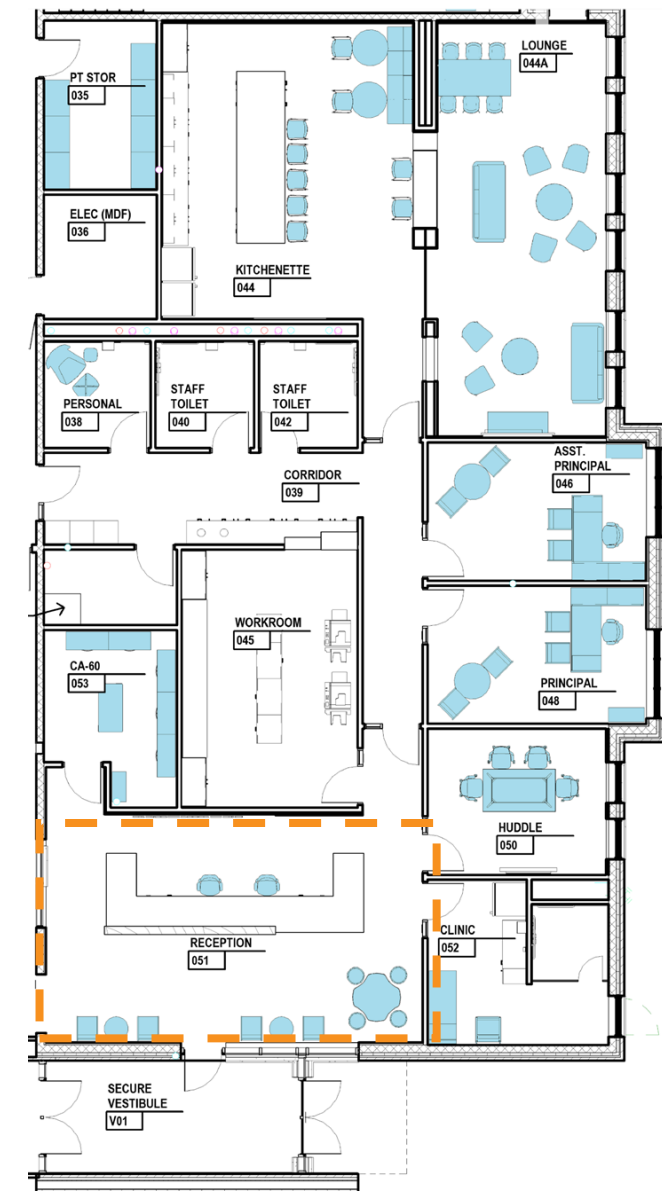
- 1. MAIN OFFICE / ENTRY
- 2. PRINCIPAL / ASSIST. PRINCIPAL
- 3. TEACHER'S LOUNGE
- 4. KITCHENETTE
- 5. CLINIC
- 6. PERSONAL ROOM
- 7. HUDDLE ROOM
- 8. LARGE CONFERENCE ROOM
- 9. PT STORAGE
- 10. CA-60 STORAGE
- 11. WORKROOM

# ADMINISTRATION SUITE



# RECEPTION DESK

FOWLerville COMMUNITY SCHOOLS



SMITH SYSTEM - ELEMENTAL CLOVER TABLE WITH OODLE STOOLS

KIDS SEATING AREA



NATIONAL - TIZELLE



NATIONAL - TESSERA END TABLE

WAITING ROOM SEATING




SITONIT – FOCUS 2.0


- Highback mesh chair

RECEPTION TASK CHAIR

FRONT OFFICE RECEPTION FURNITURE



PT-01



CPT-01

**SMITH SYSTEM – ELEMENTAL TABLE**




TABLE LAMINATE: FUSION  
MAPLE




LEGS - PURPLE

**SMITH SYSTEM – OODLE**



PLASTIC: CHARCOAL



PLASTIC: PLATINUM

**NATIONAL – TIZELLE**




WOOD ARM: MONTEREY

**NATIONAL - TESSERA**




LAMINATE: MONTEREY




VINYL SEAT: DESIGNTEX-  
BIG DOT, CONCORD


**SITONIT – FOCUS 2.0**



FRAME: BLACK

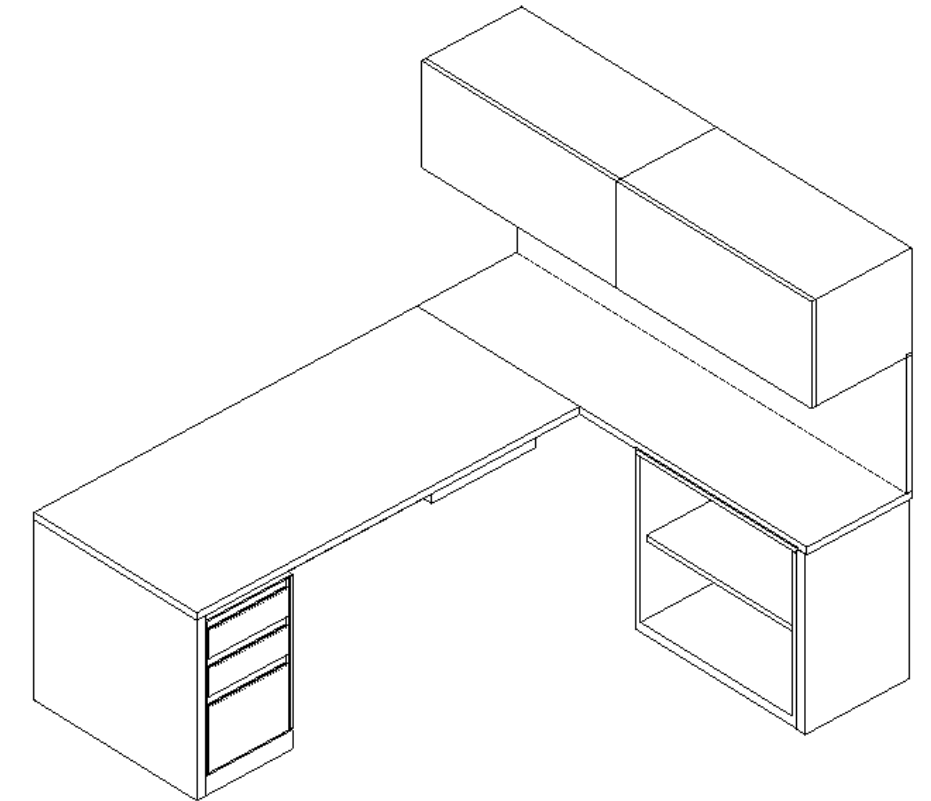
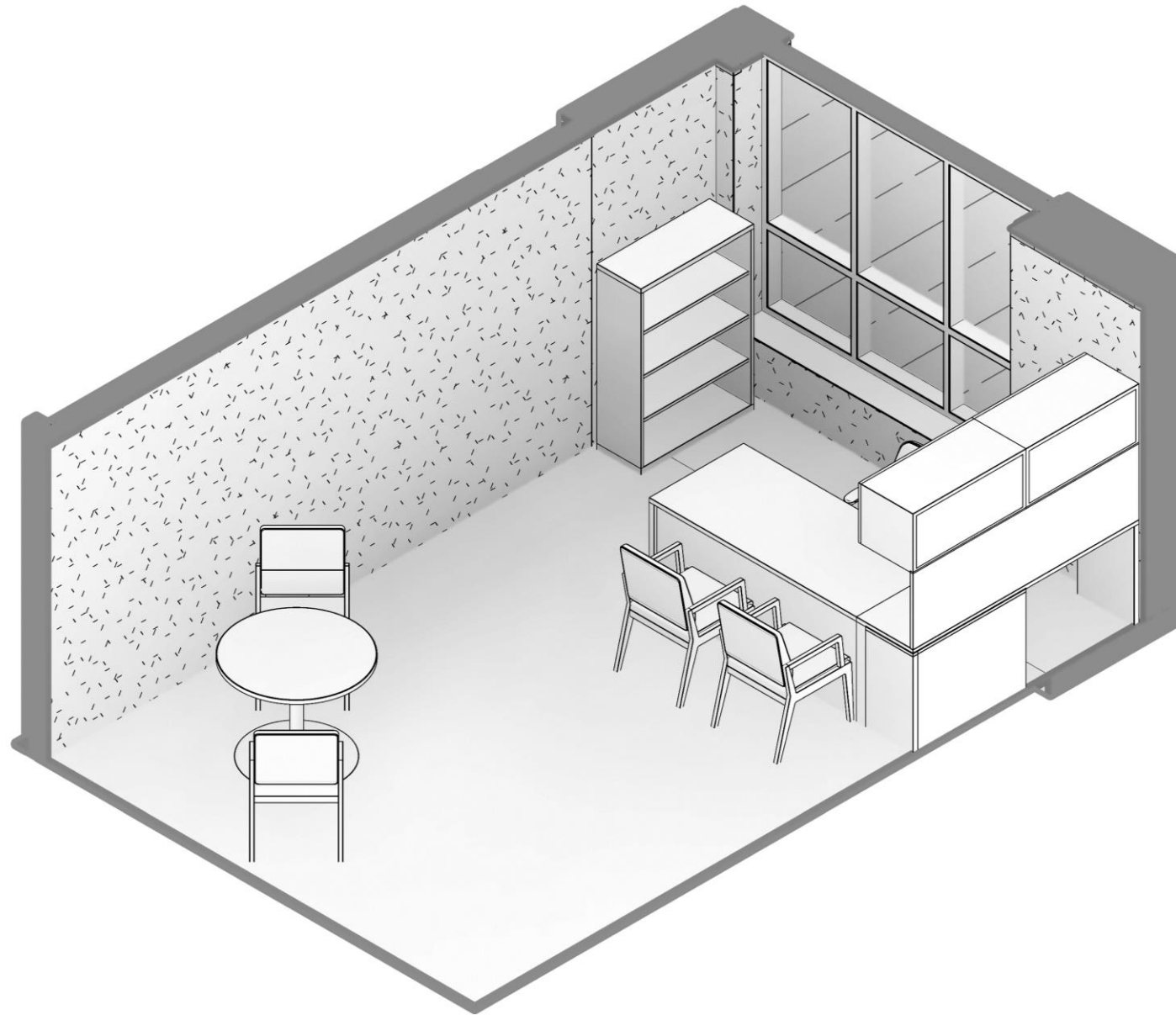
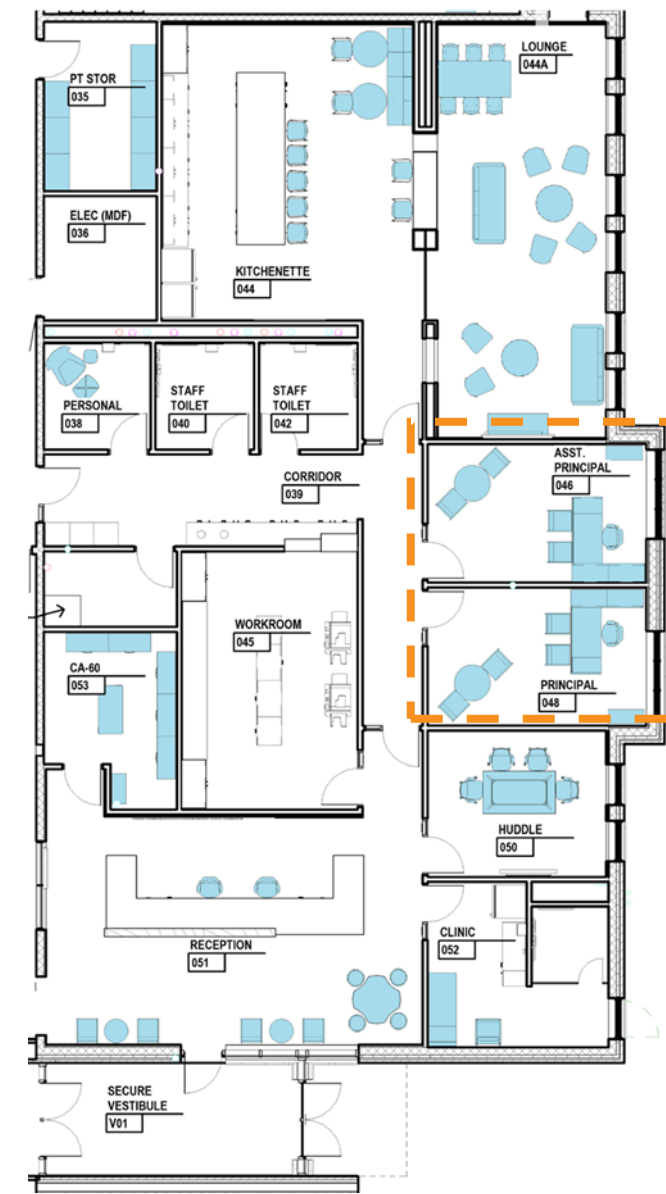


SEAT: SUGAR, KISS



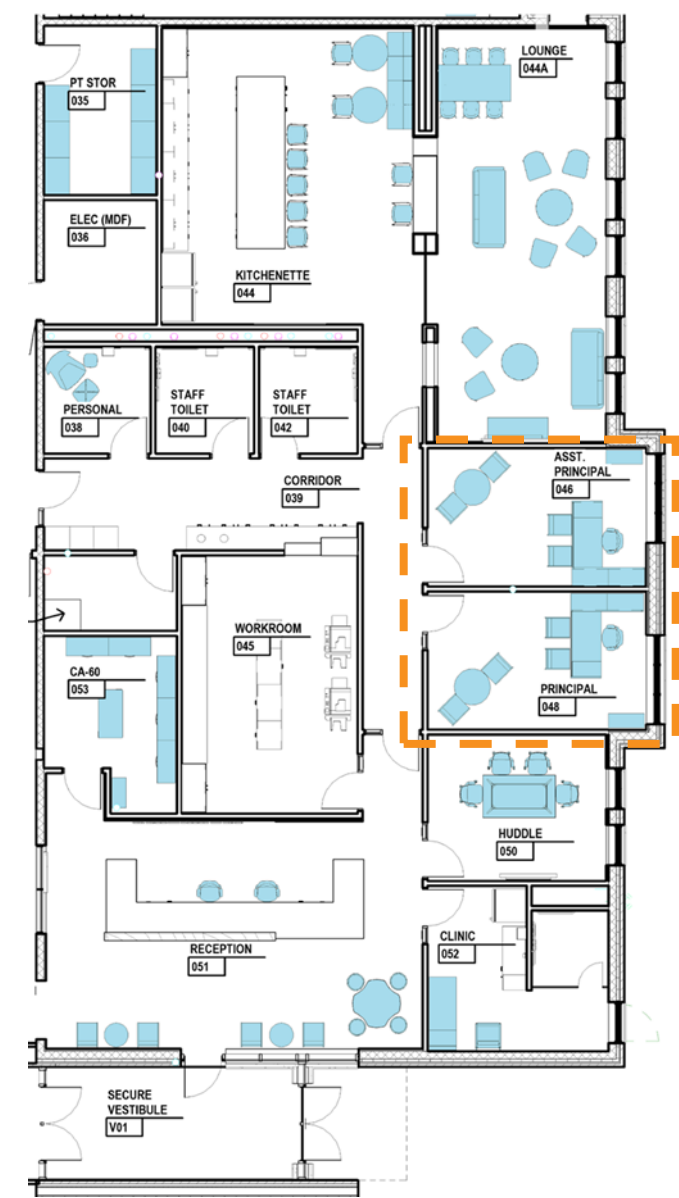
MESH: CHARCOAL

**ADMINISTRATION FINISHES**



- 30" D x 66" W worksurface
- B/B/F
- Full length modesty panel
- 18" D x 72" W return
- 30" W bookcase
- (2) 36" overhead storage
- 72" tackboard
- Grommet in center

## PRINCIPAL/ASST. PRINCIPAL OFFICES



**NATIONAL - TIZELLE GUEST CHAIR**  
 • QTY: 2 w/arms, 2 w/out arms




**HAWORTH – JIVE**  
 • 36" Round disc base




**SITONIT – FOCUS 2.0**  
 • Highback mesh chair

## STAFF OFFICES FURNITURE



PT-01



CPT-01


DESK/TABLE FINISHES



DESK LAMINATE: MAPLE



LEGS/STORAGE – STERLING  
DARK SOLID




TACKBOARD: HUE, LEMON

NATIONAL – TIZELLE




WOOD ARM: MONTEREY




FABRIC SEAT: MOMENTUM-  
COVER CLOTH, BOUQUET


SITONIT – FOCUS 2.0



FRAME: BLACK



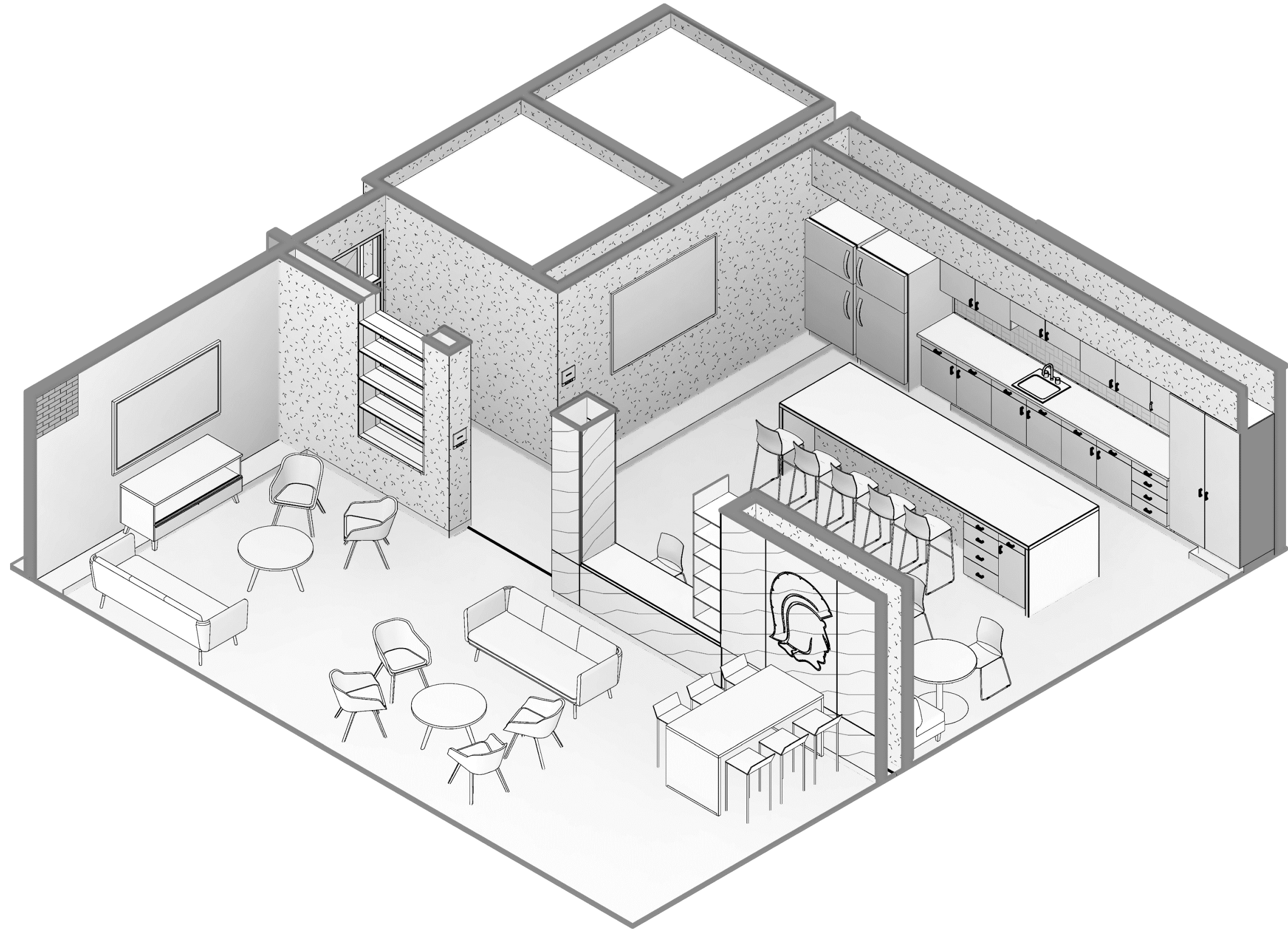
SEAT: SUGAR, KISS



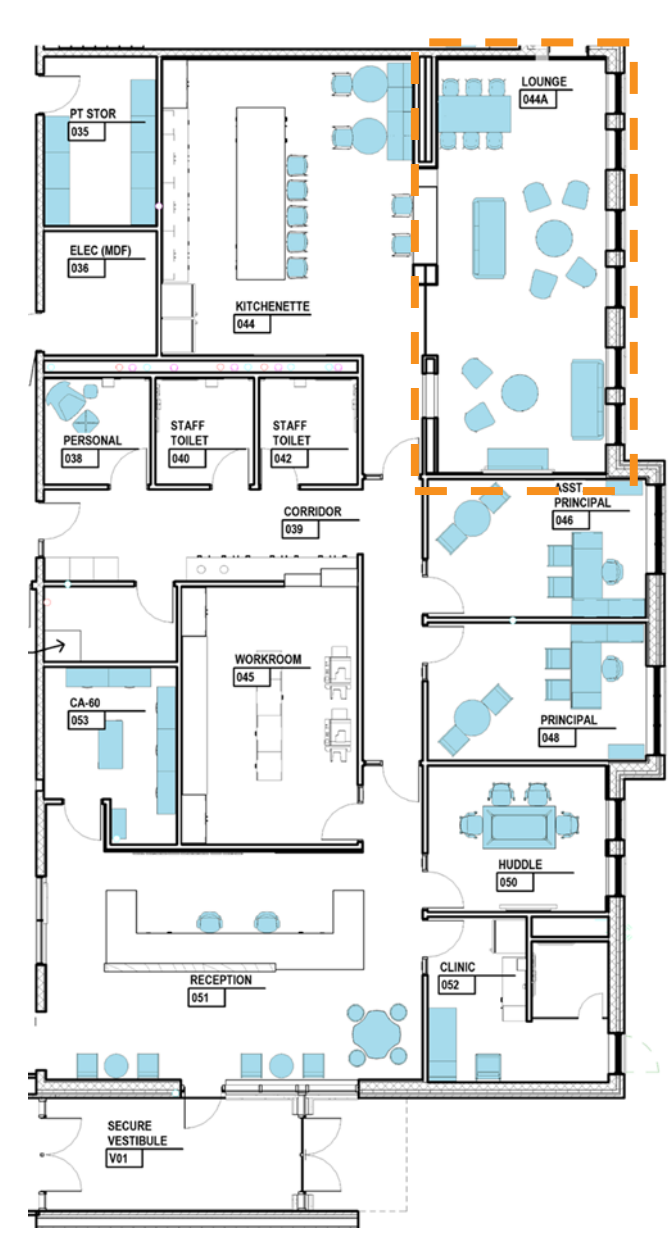
MESH: CHARCOAL

# STAFF OFFICES FINISHES





## TEACHERS LOUNGE 3D VIEW

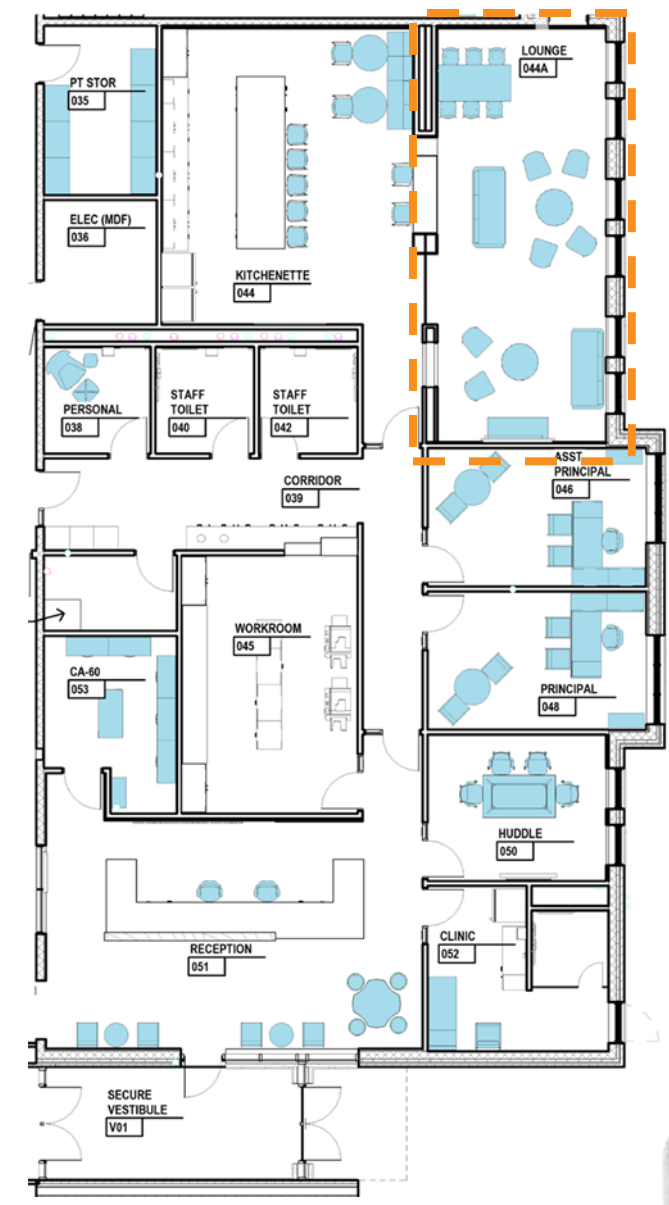


HIGHTOWER – LINDEN TABLE  
 • 36" H



ALLERMUIR – KIN

# TEACHERS LOUNGE FURNITURE



NATIONAL – TESSERA



SOURCE – MARTINI LOUNGE




HIGHTOWER – ARLO



NATIONAL – TESSERA

# TEACHERS LOUNGE FURNITURE



PT-01



LVT-01

HIGHTOWER – LINDEN TABLE




LAMINATE:  
WILSONART,MANITOBA  
MAPLE




METAL SUPPORT: WHITE

ALLERMUIR – KIN STOOLS



FABRIC SEAT: MOMENTUM-  
COVER CLOTH, BOUQUET




LEGS: BLACK

NATIONAL – TESSERA  
(CREDENZA & COFFEE TABLE)



LAMINATE: MONTEREY

HIGHTOWER - ARLO



FABRIC:  
CARNEGIE,THEORY-41



LEGS: ASH WOOD



METAL DETAIL: WHITE

SOURCE - MARTINI

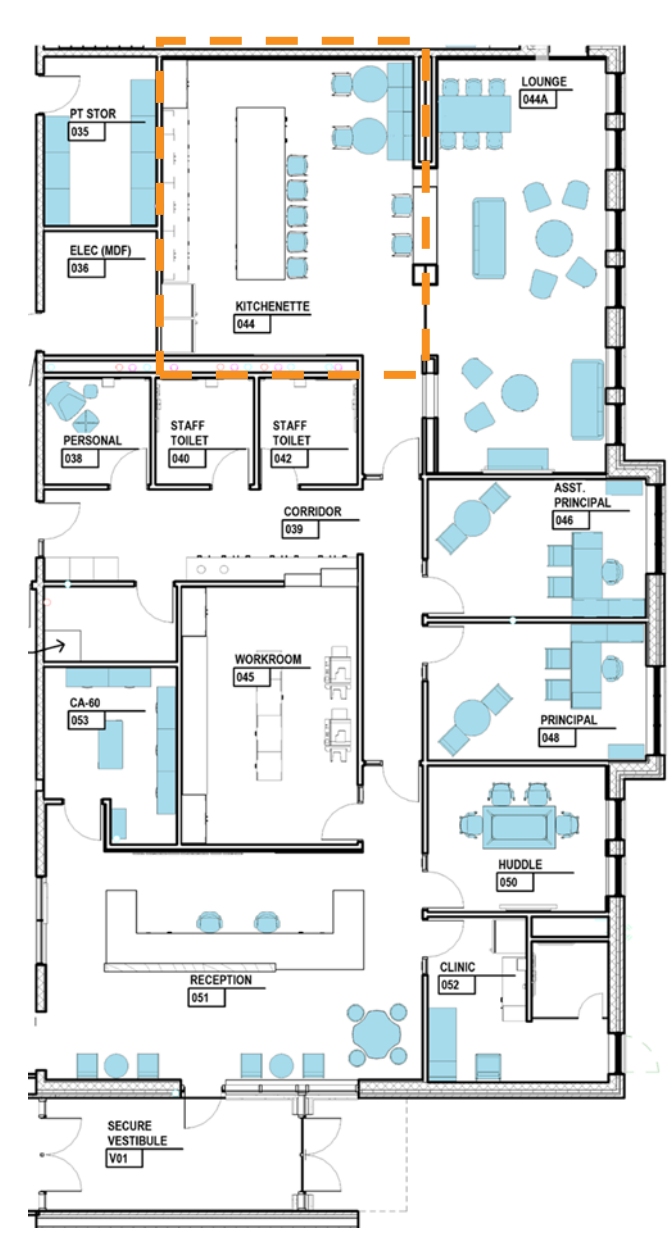


FABRIC SEAT: MOMENTUM-  
DEKA, VIOLET



WOOD LEGS – NATURAL

# TEACHERS LOUNGE FINISHES



OFS - COACT




SOURCE – CELEBRATE



HAWORTH – JIVE

- 36" Round disc base

# KITCHENETTE FURNITURE



PT-01

HAWORTH – JIVE TABLE



TABLE LAMINATE: MAPLE




LEGS – STERLING DARK SOLID




LVT-02

SOURCE – CELEBRATE CHAIRS & STOOLS




FRAME: SOFT CHROME




PLASTIC SEAT: GRAPHITE GRAY


OFS – COACT BOOTH



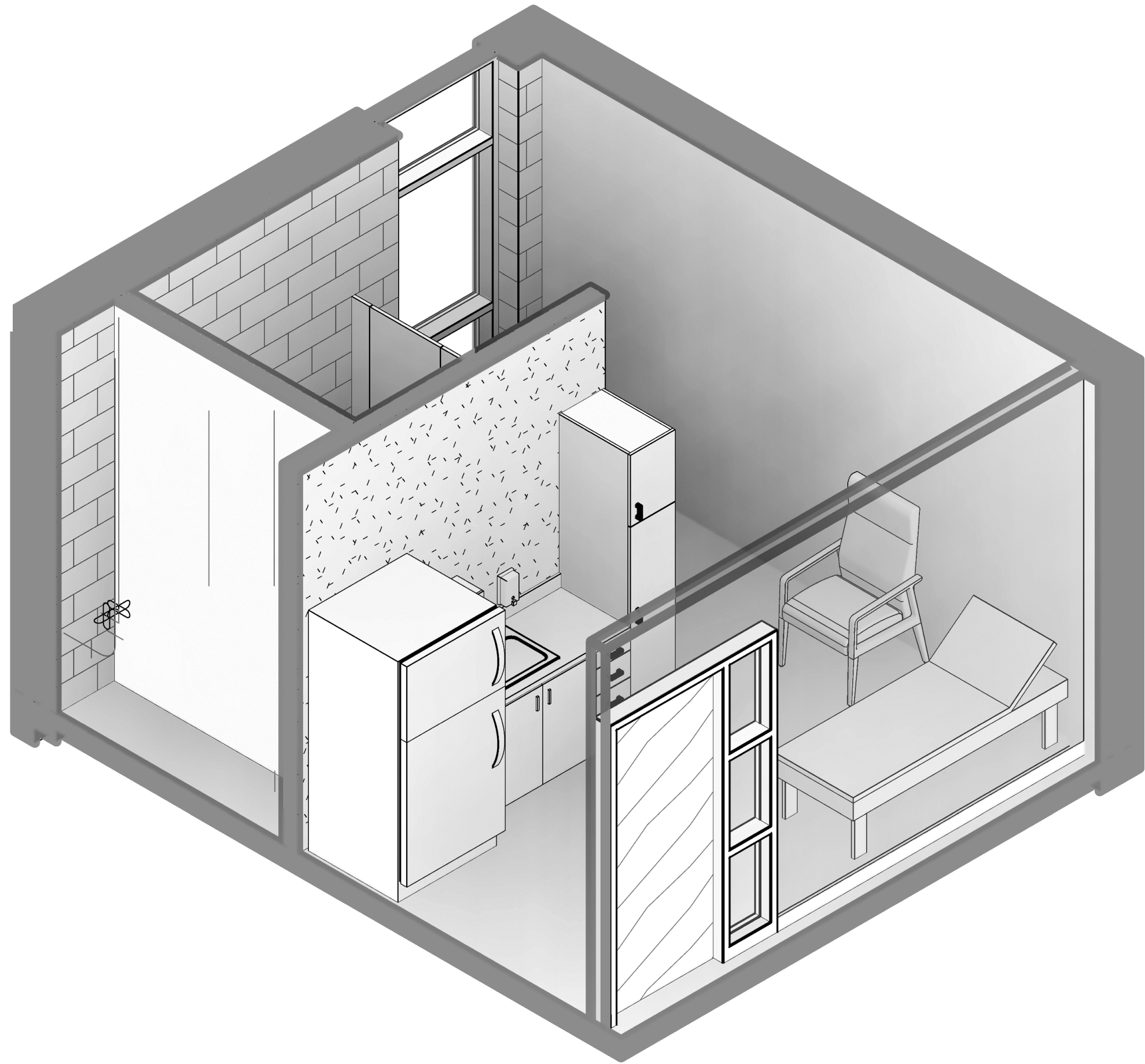
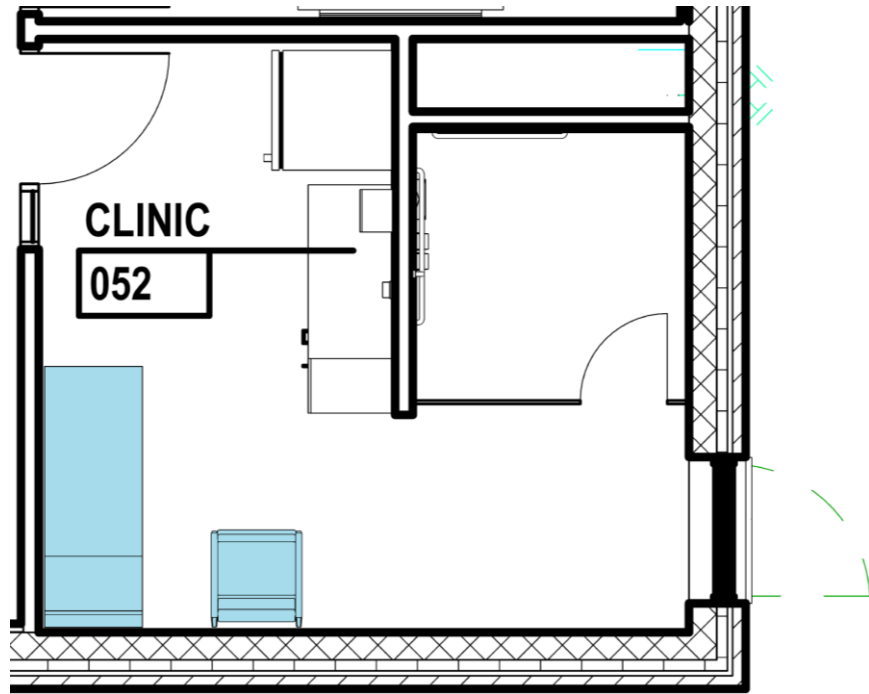
LEGS: LUSTER GREY



VINYL SEAT: MOMENTUM-KEEPER CV, LARKSPUR

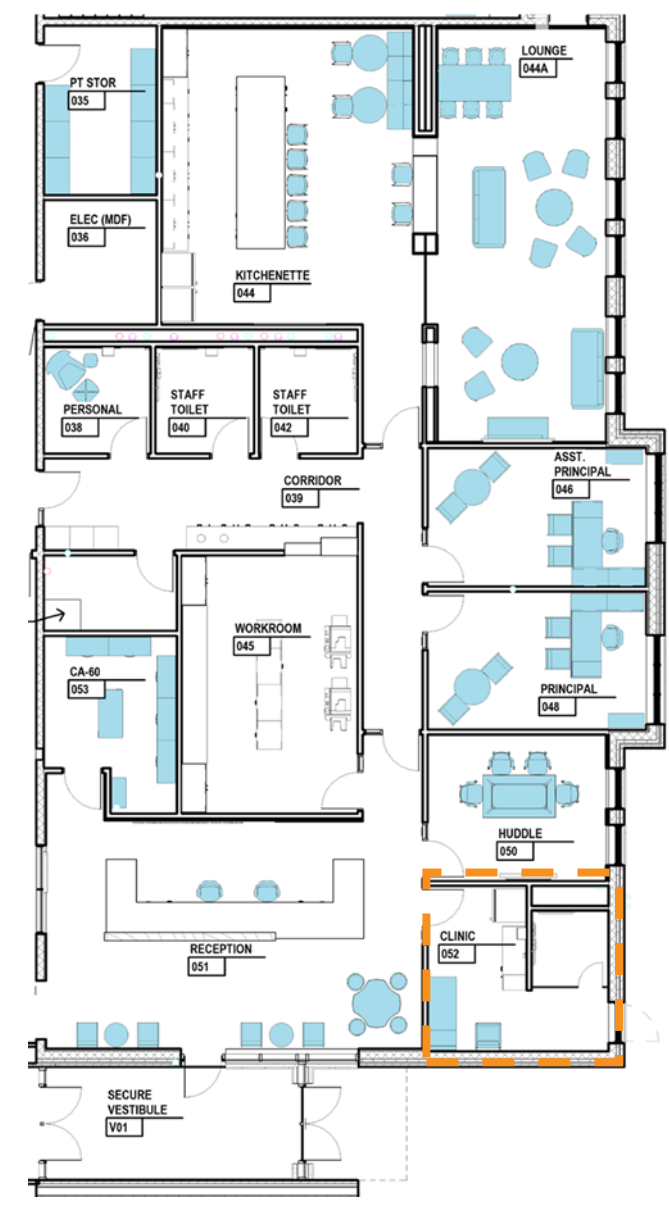


VINYL BACK: CF STINSON-BESPOKE, FLANNEL



## CLINIC 3D

FOWLerville COMMUNITY SCHOOLS



**KRUG – FAERON PATIENT CHAIR**




**SCHOOL OUTFITTERS - FLEETWOOD RECOVERY COUCH**

# CLINIC FURNITURE

FOWLerville COMMUNITY SCHOOLS





PT-01



ER-01

KRUG – FAERON PATIENT CHAIR




FRAME: SILVER  
METALLIC

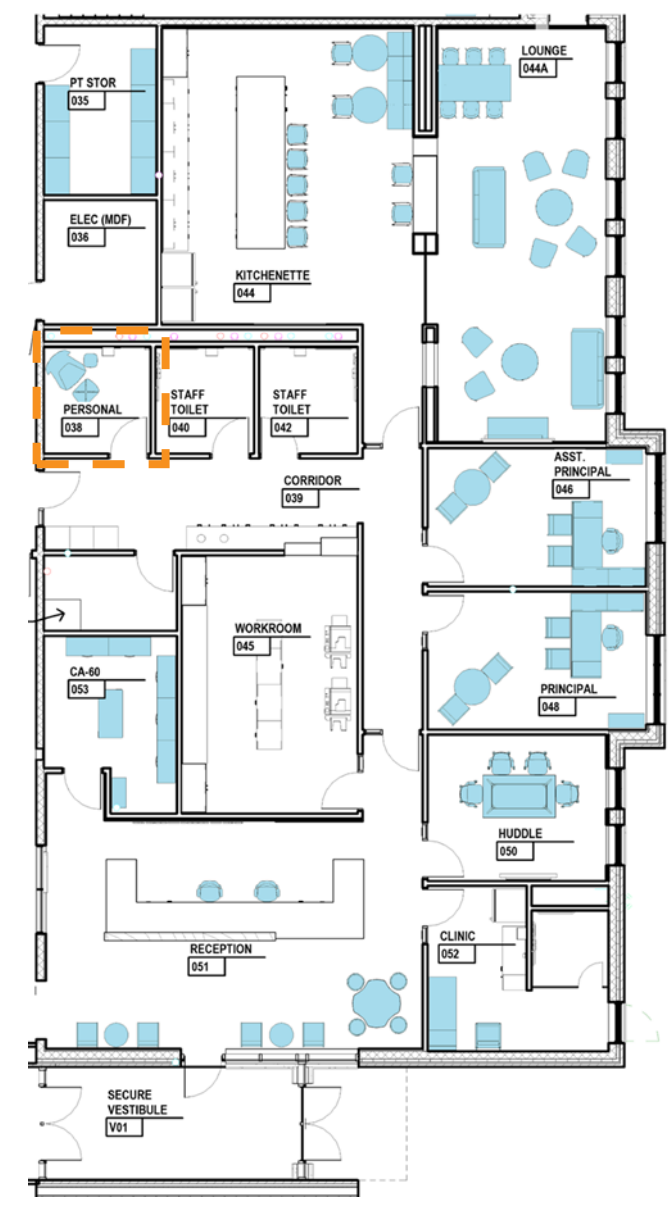


VINYL: DESIGNTEX-BEGUILED BY  
THE WILD, PURPLE STARLING

SCHOOL OUTFITTERS – FLEETWOOD RECOVERY COUCH



VINYL: FLINT GRAY




**DAVIS - GINKGO LOUNGE**



**DAVIS - LIFT**  
 • height adjustable

**PERSONAL ROOM FURNITURE**



PT-01




ER-01

DAVIS – GINKGO LOUNGE




WOOD FRAME: OAK




FABRIC: DESIGNTEX-KITH, PEBBLE

DAVIS – LIFT TABLE



LAMINATE: GRIGIO EFESO



BASE: CHARCOAL




AMQ - FL-X




ENWORK - ALKALIGN

## HUDDLE ROOM & LARGE CONFERENCE ROOM FURNITURE




PT-01




CPT-01

ENWORK – ALKALIGN TABLE




LAMINATE: WILSONART  
MANITOBA MAPLE




BASE: MERLE

AMQ – FL-X CHAIRS



FRAME: BLACK

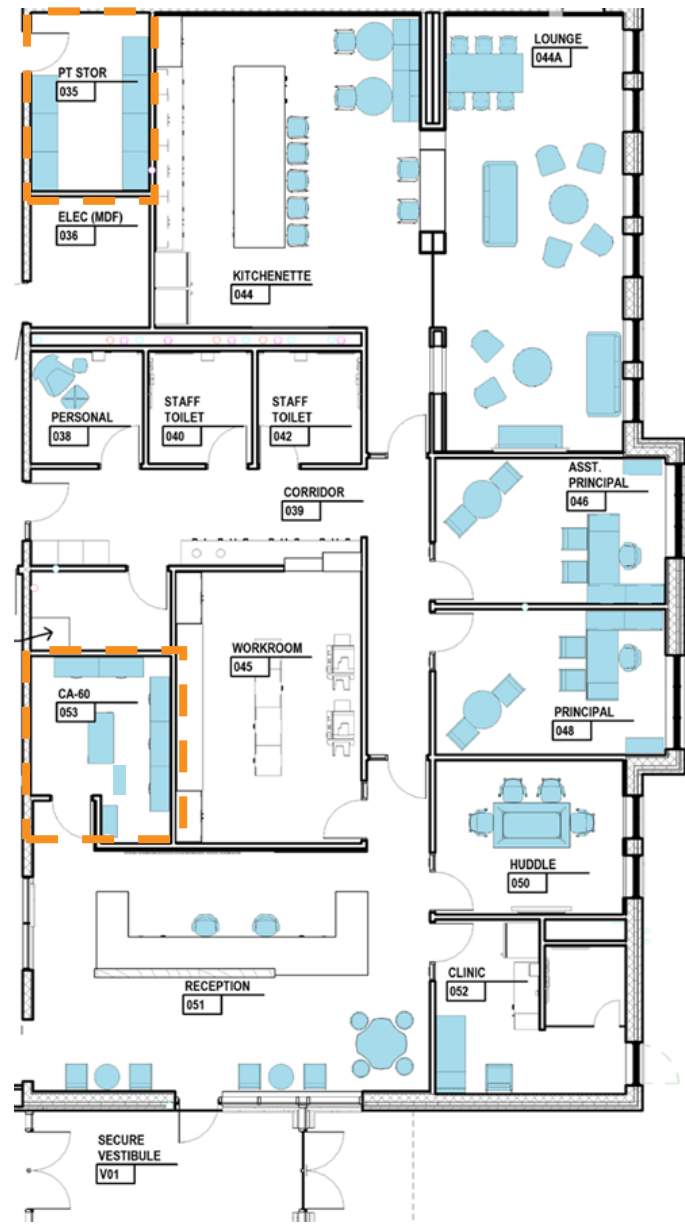


SEAT: ELEMENTS, SLATE



MESH: BLACK

# HUDDLE ROOM & CONFERENCE ROOM FINISHES



HAWORTH – JIVE TABLE



SAFCO – 36" W x 24" D x 72" H SHELVING  
QTY: 7



LATERAL FILES  
• 48" H x 18" D x 42" W  
QTY: 5




BOOKCASE  
• 30" W x 14" D  
QTY: 1


PT STORAGE ROOM

CA-60 STORAGE ROOM

PT & CA-60 STORAGE FURNITURE



PT-01



CPT-01

HAWORTH – JIVE TABLE



TABLE LAMINATE: MAPLE

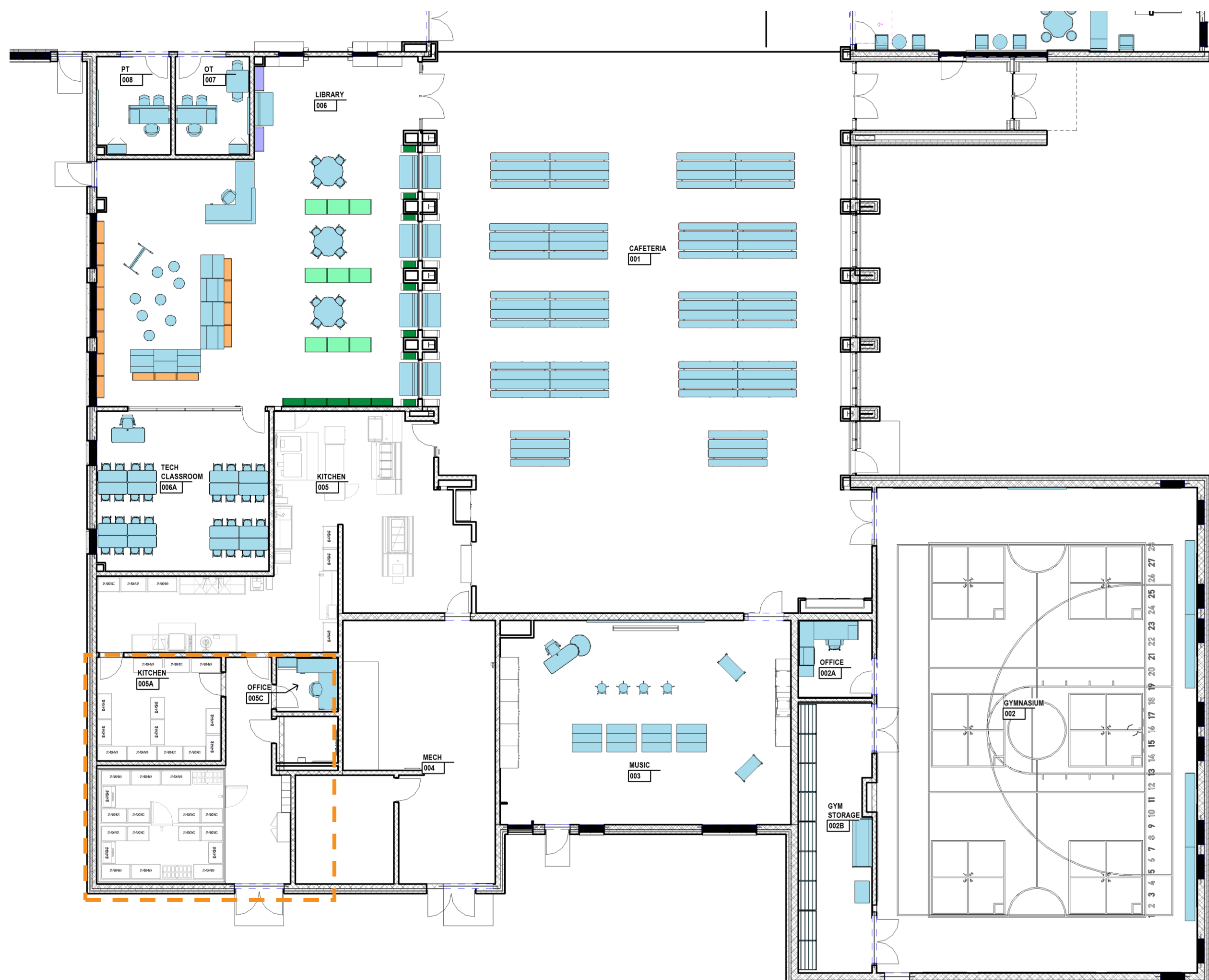


LEGS/STORAGE – STERLING  
DARK SOLID

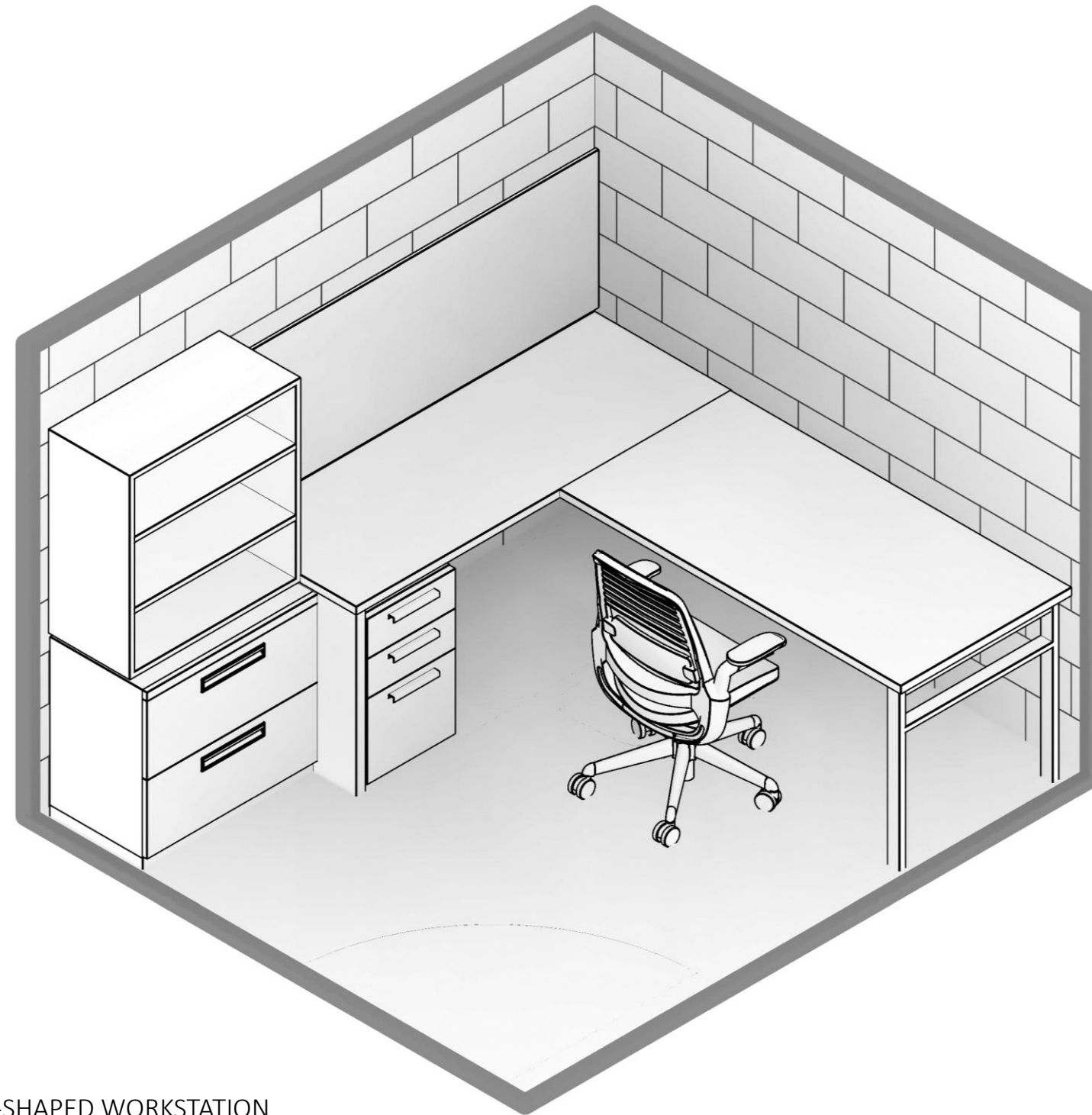
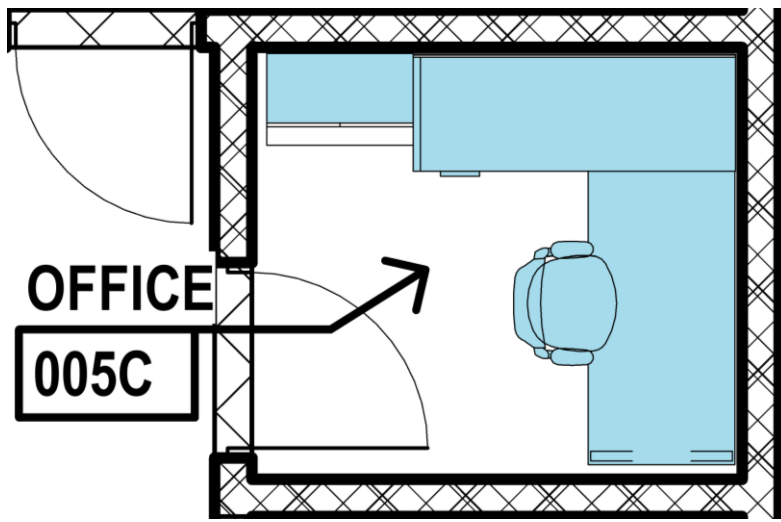
# STORAGE ROOM FINISHES

KITCHEN OFFICE





# KITCHEN



#### L-SHAPED WORKSTATION


- 30" D x 60" W worksurface
- 24" D x 66" W return
- Box/Box/File
- 30" W Lateral file with bookcase
- Tackboard




#### SITONIT – FOCUS 2.0

- Highback mesh chair

## KITCHEN STAFF FURNITURE



PT-01



PT-02



CPT-02




RES S-01



DESK LAMINATE: MAPLE




LEGS/STORAGE:  
STERLING DARK  
SOLID




TACKBOARD: HUE,LEMON


SITONIT – FOCUS 2.0



FRAME: BLACK




SEAT: SUGAR, KISS



MESH: CHARCOAL

GILL - PORTABLE ALUMINUM BENCH



METAL: SILVER

# KITCHEN OFFICE FINISHES

BUILDING SIGNAGE / GRAPHICS



# EXTERIOR BUILDING SIGNAGE

FOWLERVILLE COMMUNITY SCHOOLS

DIMENSIONAL NON-ILLUMINATED  
PAINTED METAL LETTERS



# INTERIOR BUILDING SIGNAGE



**KINDERGARTEN**

**SECOND**

## INTERIOR BUILDING WALL GRAPHICS

FOWLerville COMMUNITY SCHOOLS



MUSIC

FOOD

## INTERIOR BUILDING WALL GRAPHICS OPT-1





MUSIC

FOOD

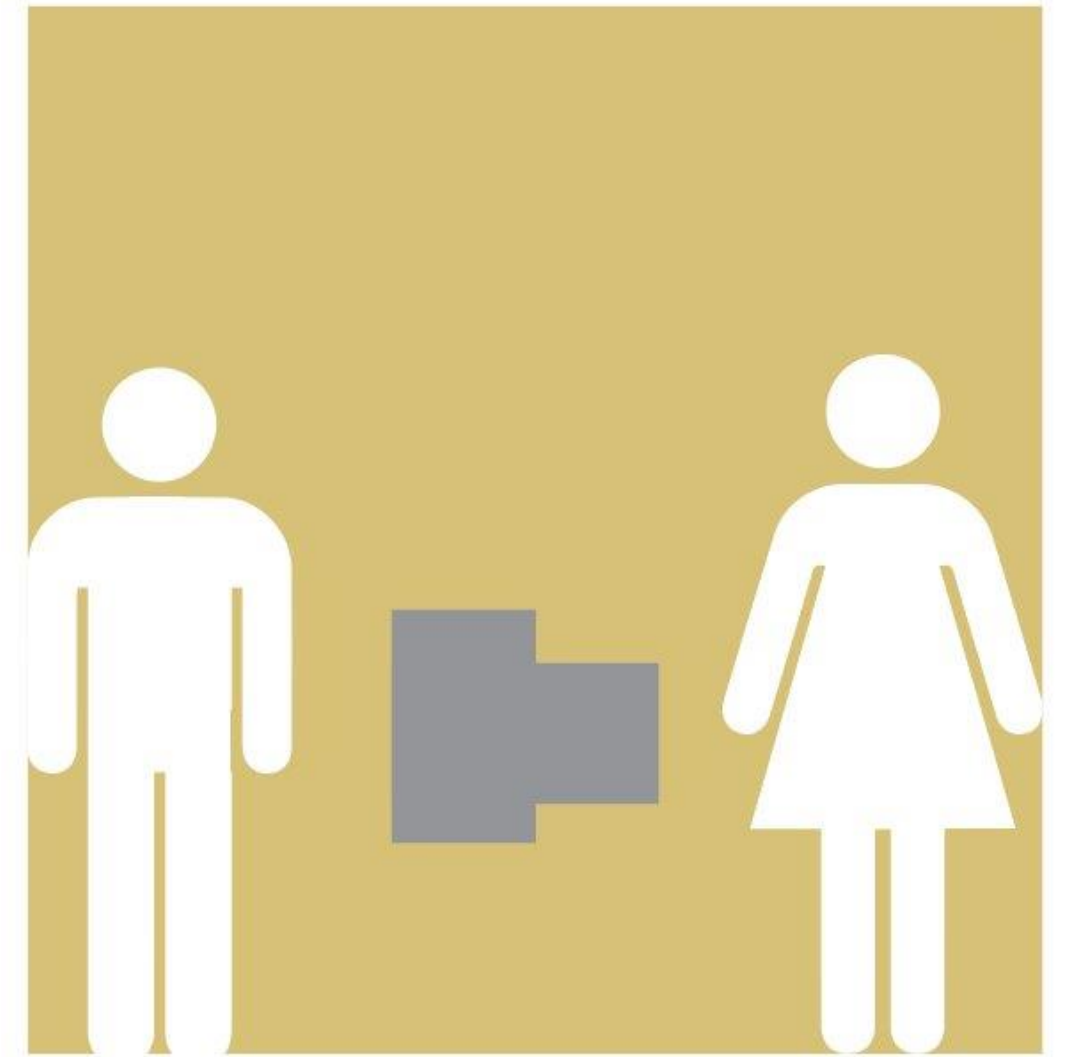
## INTERIOR BUILDING WALL GRAPHICS OPT-3



MUSIC

FOOD

## INTERIOR BUILDING WALL GRAPHICS OPT-4



## INTERIOR BUILDING WALL GRAPHICS

FOWLerville COMMUNITY SCHOOLS



# INTERIOR BUILDING WALL GRAPHICS



# INTERIOR BUILDING WALL GRAPHICS

THANK YOU